

ANNUAL REPORT

2024-2025

SHIRE OF TOODYAY

Place of Plenty

Shire of Toodyay

Annual Report

2024 - 2025

Address

15 Fiennes Street
Toodyay WA 6566
PO Box 96

Contact

records@toodyay.wa.gov.au
(08) 9574 9300

Contents



01. Acknowledgement of Country

05. Shire President's Report

11. Chief Executive Officer's Report

15. Toodyay Snapshot

18. Our Plan for the Future

54. Financial Report



The name Toodyay is derived from the Noongar word Dudja meaning "mist." Breathtaking misty mornings are common in the season of Makuru (June to July).

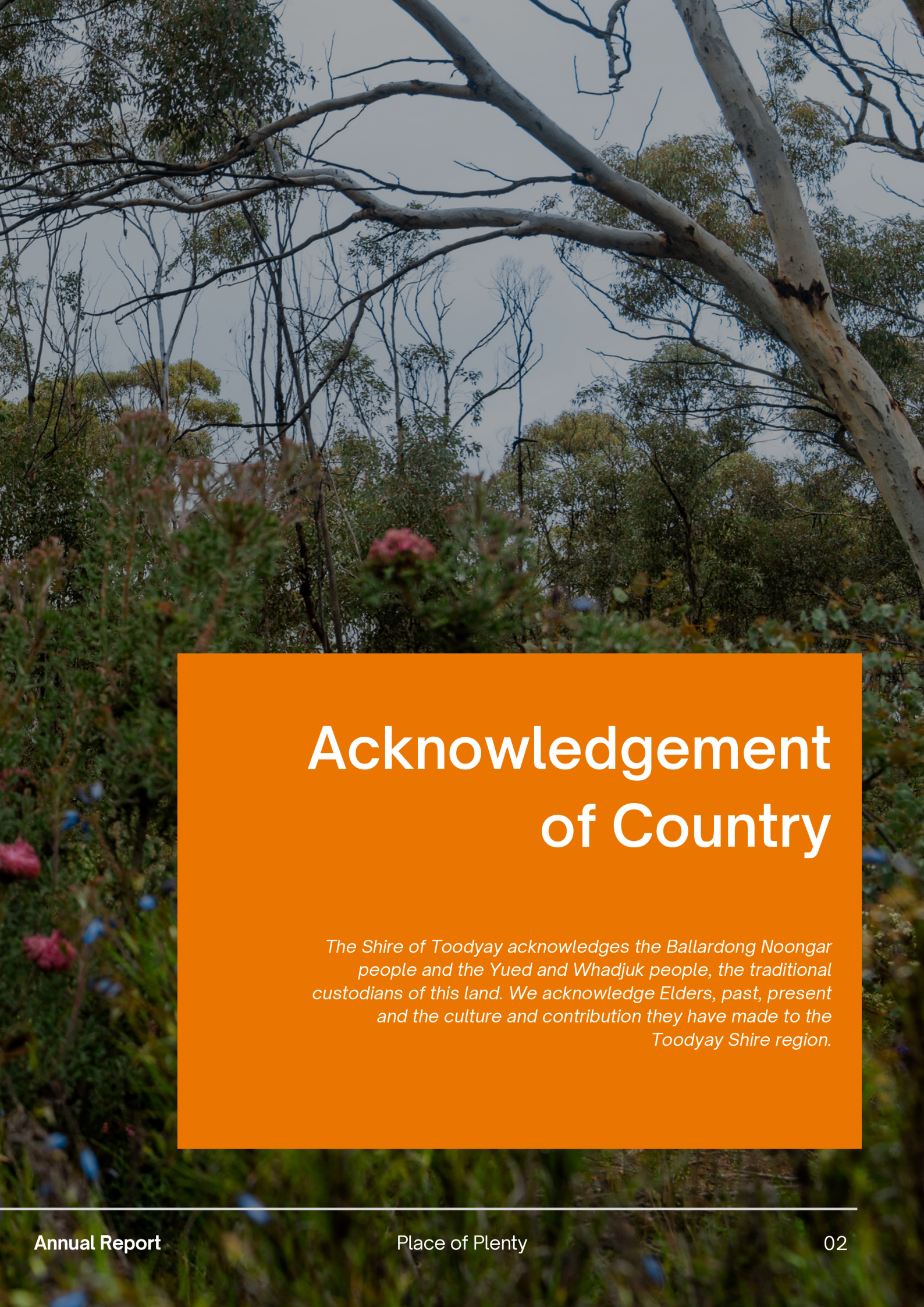

Acknowledgement of Country

The Shire of Toodyay acknowledges the Ballardong Noongar people and the Yued and Whadjuk people, the traditional custodians of this land. We acknowledge Elders, past, present and the culture and contribution they have made to the Toodyay Shire region.



Our Councillors

Guided by the Shire's vision of "*a caring and visionary rural community, working together to preserve and enrich Toodyay's environment, character and lifestyle*", Councillors are focused on protecting heritage and rural values, supporting local businesses and farmers, enhancing infrastructure and services, and ensuring transparent and accountable governance for current and future generations.



Michael McKeown
Shire President
Term until Oct 2025



Michelle Dival
Deputy Shire President
Term until Oct 2027



Charmeine Duri
Councillor
Term until Oct 2025



Steven McCormick
Councillor
Term until Oct 2025



Rosemary Madacsi
Councillor
Term until Oct 2027



John Prater
Councillor
Term until Oct 2027



Danielle Wrench
Councillor
Term until Oct 2025

Executive Management Team



Aaron Bowman
Chief Executive Officer



Alan Hart
Corporate and Finance



Vanessa Crispe
Infrastructure, Assets and Services



Sandra Watson
Economic Development and Community Services



Paul Nuttall
Planning and Regulatory Services





Shire President's Report

Michael McKeown
Shire President

"The many changes made during the year are the result of the collective effort of Council and Shire staff and I thank the Shire Staff for their hard work during the year."

Staffing

When the year began, Council was under way in recruiting a new CEO and on 8 August 2024, Council voted to appoint Mr Aaron Bowman to the position. He accepted the appointment and commenced work at the Shire on 15 August.

In November, Council voted to adopt a staffing structure of four departments:

- Finance and Corporate Services,
- Economic Development and Community Services,
- Infrastructure, Assets and Services, and
- Planning and Regulatory Services.

In December, Council approved the appointments of Alan Hart, Sandra Watson, Vanessa Crispe and Paul Nuttall to these executive positions, each of them bringing many years of local government knowledge and experience to the Shire of Toodyay.

Safety

Both the Shire's insurers and Department of Fire and Emergency Services confirmed concerns expressed by some Councillors about the risk from, and liabilities for, fires and a railway crossing associated with camping at Cobbler Pool Reserve. Council unanimously resolved that camping be prohibited at Cobbler Pool Reserve, except for the holding of special events where written approval will be required from the Chief Executive Officer.

The Shire also repaired the verge on Pelham Street that, for several years, included a dangerous trench.

Finances

The arrival of the new Executive Manager of Finance and Corporate Services heralded a systematic and continuing review of the Shire's finances. This was, and continues to be, a major task.

A review of the Shire's operating and capital leases revealed that over the previous five years or so, the Shire had taken out numerous leases of plant and equipment rather than making straight out purchases, for example, solar panels, computers, trucks and loaders. These leases came at a total cost that far exceeded what would have been the initial cost to purchase. The Shire has now implemented an asset replacement program that has eliminated the need for such leases and the extra expense they incur.

Council made a unanimous decision to remove the opt-out option from the waste collection service within the Shire of Toodyay in areas where kerbside collection is already available. The opt-out option meant that some ratepayers were being inequitably and unfairly subsidised by higher transfer station costs and higher individual bin collection costs.

We saw progress on addressing another long outstanding item that previous administration had failed to undertake, with the 2021-2022 Annual Report for the Phase 2 Local Roads and Community Infrastructure Program Audit finally being completed. Long outstanding financial reports and audits such as these continue to impact the Shire, not only by taking significant resources to try to document historical expenditure, but also by preventing the Shire from getting other funding under such programs.

During the year, Council was presented with the correct legislative process to approve the sale of one property that had rates outstanding for more than a decade and, in addition, a comprehensive review of the Shire's 57 buildings was commenced, a review that would take several months to complete.



Infrastructure and Assets

In early 2025, the Shire's Infrastructure and Assets team began to tackle the neglected state of the Shire's gardens, public spaces and sporting facilities. There has been a marked improvement since then and the team continues its good work.
Council commissioned a facilities and buildings evaluation review that was completed and presented to Council. The Shire has 57 buildings that should be routinely maintained but which had little to no maintenance done for many years.

In addition, Council unanimously voted for a review of recreational and community facilities be undertaken to establish the potential for co-location of similar programs and services to maximise community use. A review of Shire Administration facilities will allow an assessment of the most effective way to house the Shire's services and functions, including the potential to co-locate as many internal functions as possible, while aiming to achieve solutions at net zero cost.

Other specific improvements to the Shire's infrastructure included:

- Repair and re-commissioning of the solar panels at the Shire Depot.
- Repair and re-commissioning of the bores and associated irrigation system at the Showgrounds which had not been functioning correctly for several years.
- Removal of the night lighting system from the old Fiennes Street tennis courts and re-installing them at the Toodyay Showgrounds.
- Prior to the 2025 State Government election, a promise of a $200,000 grant from the Australian Labour Party for the provision of an accessible toilet block in Newcastle Park.

Budgets

Within a week of his appointment, the CEO was able to present a budget briefing to Councillors, followed within a few days by presentation of a draft budget, compliant in the required form, which Council adopted three days before the legislative deadline.

For the 2025-2026 budget, staff recommended the advertising of a differential rate based on a 2.2% increase only which was agreed to by all but one Councillor. The modest rates increase was made possible through cost savings and reductions in financial waste identified by staff. For example, savings came through using bore water instead of scheme water to irrigate the Showground, fixing the solar panels at the Shire Depot, minimising operational and financial leases, and reducing the number of light vehicles operated by the Shire.



Image - *Toodyay Mega Splash*

Shire President McKeown with Crs Dival, McCormick and Prater at the 2025 Toodyay Mega Splash.

Community

Council approved works at the Toodyay Racecourse late in the previous financial year. These works enabled the races to return to Toodyay with the hugely successful running of the Toodyay Cup race meeting in early October 2024.

Council also gave the Toodyay Race Club approval to hold up to four rodeos a year at the Toodyay Racecourse and approved a plan for proposed earthworks to enable the rodeo.

Council authorised amendments to allow the Toodyay Aquatic Centre to open for the summer swimming season under the management of Contract Aquatic Services. This decision resulted in a bumper swimming season for our Aquatic Centre.

A proposed Memorandum of Understanding between the Shire of Toodyay and the Avon Valley Vintage Vehicle Association (AVVVA) was announced in June 2025. The memorandum will bring the AVVVA Swap Meet to Toodyay for another five years.

Council also approved a Memorandum of Understanding between the Shire and Tarmac Events WA to allow the running of the Tarmac West Rally in Toodyay for the next five years.

In addition to the mentioned community groups, the Shire of Toodyay voted to provide funds for the Moondyne Festival, the Toodyay Agricultural Show, the Toodyay Triathlon Club, the Noongar Kaartdijin Aboriginal Corporation, Arts Toodyay, Youthcare, Toodyay Lions Club, Toodyay Farmers Market , Toodyay Community Resource Centre, and the Toodyay Christmas Street Party.



Governance

During the year, a large number of Council policies were reviewed, amended or repealed. Many of these had not had proper reviews undertaken for many years including, for example, the Shire's Purchasing Policy, Corporate Document Policy and Road Upgrade Criteria Policy.

In addition, other long outstanding items were completed that had not previously been addressed, despite being mentioned in previous audits dating back to 2021 including the Business Activity and Disaster Recovery Plan and the IT Health Check / Audit. The Shire still has a lot of work to do to catch up on outstanding items such as these and the Shire staff are working hard to get such items back on track.



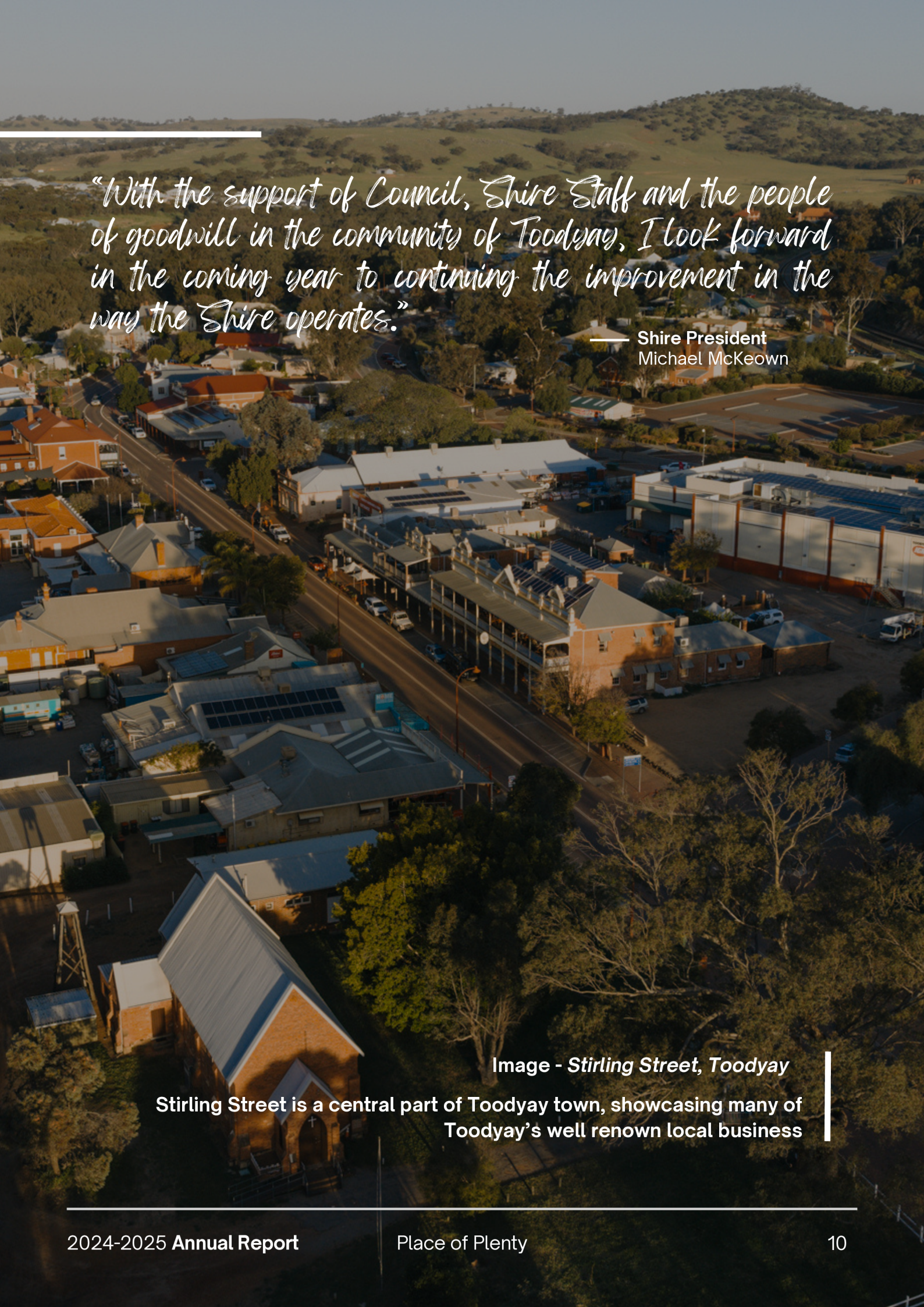

"With the support of Council, Shire Staff and the people of goodwill in the community of Toodyay, I look forward in the coming year to continuing the improvement in the way the Shire operates."

Shire President
Michael McKeown

Image - *Stirling Street, Toodyay*

Stirling Street is a central part of Toodyay town, showcasing many of Toodyay's well renown local business

Chief Executive Officer's Report



Aaron Bowman

Chief Executive Officer

"Together, we have shown what can be accomplished through genuine collaboration."

When I commenced as Chief Executive Officer in August 2024, I was encouraged by Council's clear commitment to organisational renewal - that it had already recognised the need for change and was committed to strengthening fiscal management and governance. Council's determination to rebuild community confidence, eliminate waste, and make the Shire a better place - while acknowledging that difficult decisions lay ahead - created the foundation for what has been an exceptionally productive year.

This past year has indeed been a challenging one, but it has been a year of progress and improvement, with clear steps taken to return the organisation to a stable and sustainable footing. We have strengthened our financial sustainability, improved compliance, and delivered meaningful results. I credit our Executive Management Team and staff, whose dedication to these priorities - and to the community we serve - has been central to this year's achievements.

Toodyay Aquatic Centre

It has been particularly pleasing to see the Toodyay Aquatic Centre flourish this year. Enhanced management practices - and reduced operating costs -contributed to a substantial increase in community use. Attendance records continued to be broken throughout the season, with the Mega Splash Party on 14 February attracting 392 participants. Building on this year's success, the Shire has now secured a three-year contract with Contract Aquatic Services to ensure continued improvement and growth.

Service Requests

Historically, service requests were not consistently managed, with instances of requests being marked as ‘closed’ without the work being completed. This year, staff prioritised addressing long-standing unresolved requests, some of which had been open for more than three years. Between January and May 2025, the Works team completed 1,531 outstanding requests - a significant achievement. With this backlog resolved, staff can now respond more efficiently to new requests, improving service delivery and community satisfaction.

Parks, Gardens and Maintenance Improvements

Our Gardening and Maintenance teams have made remarkable progress during 2024-2025. The main street has been restored to the standard the community expects, ovals are green and well maintained, and public gardens are thriving. Regular maintenance programs have also been re-established, including drain cleaning, building upkeep, and the commencement of overdue verge and roadside pruning across the Shire.

Community-Run Events

I congratulate and thank the many community groups whose volunteers dedicated countless hours to delivering a vibrant calendar of events throughout 2024–2025. These included the Toodyay Races, Moondyne Festival, Toodyay Agricultural Show, Toodyay Monthly Markets, Morangup Markets, Avon Valley Vintage Swap Meet, Lions Jumbo Auction, the Tarmac West Rally, and the Christmas Street Party, among many others.

I have greatly valued the opportunity to work with a Council that is passionate about improving the Shire, and I extend my sincere appreciation to our staff for their commitment and hard work throughout what has been a challenging but rewarding year.

“Reflecting on our achievements in 2024–2025, I am even more optimistic about the future of the Shire of Toodyay.”

Chief Executive Officer
Aaron Bowman



About the Shire of

The Shire of Toodyay is a warm, close-knit community in the Wheatbelt, where heritage, nature, and local traditions come together to create a welcoming country lifestyle. It's a place where residents and visitors connect through vibrant events, shared history, and strong community spirit.

Our Values

01
Integrity

Supporting our community by acting with honesty and respect in all we do.

02
Accountability

Following through on our commitments to support a community that thrives.

Our Vision

A caring and visionary rural community, working together to preserve and enrich Toodyay's environment, character and lifestyle.



Toodyay

Our Purpose

The Shire of Toodyay exists to meet the needs of current and future generations through an integration of environmental protection, social advancement and economic prosperity.

03

Inclusiveness

Building a community where all people belong and participate fully.

04

Commitment

Staying devoted to the people, values, and vision that unite us.

SHIRE OF TOODYAY SNAPSHOT

Notable Figures

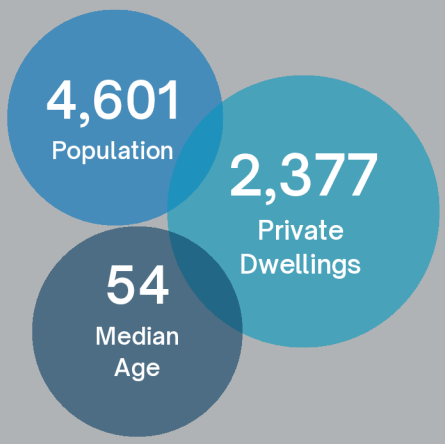

Age Distribution

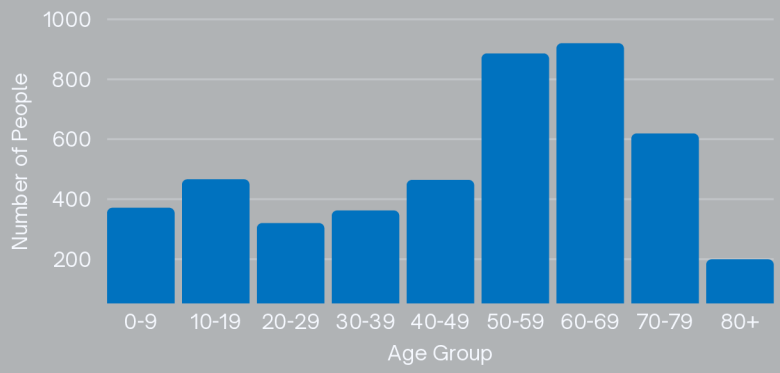

Occupations

Most common occupations for Shire of Toodyay residents that are employed and over the age of 15.

1. Trades

2. Managers

3. Professionals

Latest News Articles

18 Published to the official Shire website.

Facebook Posts

340 Published to the official Shire Facebook page.

Staff

54 Number of Shire employees in 2024-2025

Council Meetings

19 Number of Ordinary and Special Meetings of Council

Total Area

of the Shire of Toodyay

1,693.8km²

Records Management

Total number of records registered to the Shire of Toodyay in 2024-2025

488,080

Qualifications

Percent of residents

Year 11 or 12	18.9%
Certificate III	17.1%
University Degree or above	11.2%

Investing in Our Community

A look at how we put your rates to work for our community in 2024–2025

Improving our Roads
$3.948 million

Keeping You Safe
$1.177 million

Recreation and Culture
$2.995 million

Maintaining our Buildings
$816,000

Tourism and Economic Development
$618,000

Dwellings

Private dwellings

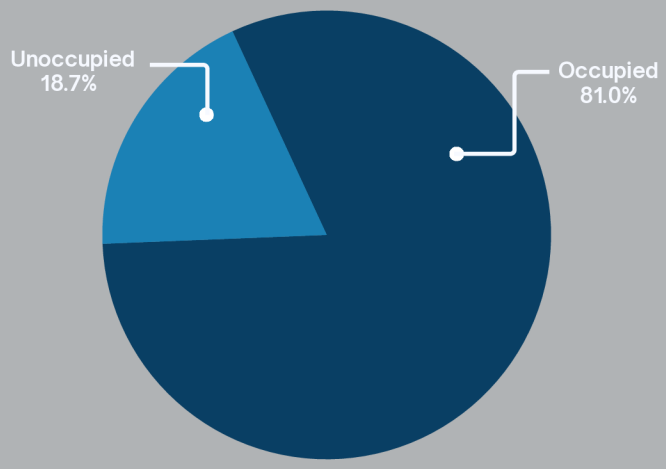

Building Permits

Total number of building permits issued in 2024-2025

201

Development Approvals

Total number of development approvals in 2024-2025

121

The Shire of Toodyay aspires to foster a caring, connected and resilient rural community in which all people feel safe, supported and valued as active contributors to the district's wellbeing and future.





OUR PLAN FOR THE FUTURE

People

Toodyay has a safe and cohesive community.

Planet

Our natural assets and ecosystems are being maintained and protected for the enjoyment of current and future generations.

Place

Our rural lifestyle is valued and is being enhanced with thoughtful planning and development.

Prosperity

Together, we are building a vibrant, diverse, and sustainable economy.

Performance

Through best practice leadership and governance, we are achieving the best possible social, economic, and environmental outcomes for the people of Toodyay.

People

Toodyay has a safe and cohesive community.



Our Priorities

1

A SAFE AND HEALTHY COMMUNITY

2

AN INCLUSIVE AND CONNECTED COMMUNITY

Our Highlights

- The popular Mega Splash sessions and Aqua Aerobics classes kept the community engaged and energised, with one Mega Splash event drawing a record 392 participants, showcasing the Shire's growing enthusiasm for recreation.
- In April 2025, the launch of the Noongar Trails was celebrated at the Visitors Centre, offering self-guided and Elder-led cultural experiences that have gained growing public interest.
- Weekly Rhyme and Story Time has been a great hit with our pre-schoolers with lots of singing, dancing and storytelling at Toodyay Public Library
- The Regional Traineeship Program remained highly successful in 2024-2025, with Lena Thomson completing her tourism traineeship and Shane McGlasson beginning his, both contributing strongly to community services.

Image - *Toodyay Aqua Aerobics*

The Shire of Toodyay hosted the very popular Aqua Aerobics program in the Summer of 2024-2025 at the Toodyay Aquatic Centre.

Supporting our families, children, and young people to flourish.



SOCK Week

The third annual SOCK Week, held in June 2025, received strong local business support and was successfully awarded a $1,350 grant on 28 April from the Shire of Narembeen.



School Holiday Program

The April 2025 School Holiday Program featured a VR night, archery sessions, an Easter basket-decorating workshop, and a STEM day with activities like galaxy jars and marshmallow towers.



Children's Week

During Children's Week 2024, events centred on the theme of recycling, while the new Sketchbook Club provided a supportive space for local youth to develop and express their creativity.



Halloween Disco

In October 2024, the Halloween Disco, held alongside the TDHS P&C, welcomed 177 local children for a vibrant celebration of community spirit.

Toodyay District Highschool Visit

As part of the youth engagement program, the CRC Coordinator visited Toodyay District High School, meeting with Year 9 and 10 students to identify key independent living skills.



Better Beginnings

The Shire of Toodyay plays an active role in the Better Beginnings Program, offering free literacy packs to local families to promote early reading and lifelong learning at Toodyay Public Library.



Rhyme and Story Time

Weekly Story Time and Baby Rhyme Time sessions in the Shire of Toodyay Public Library provide families with enjoyable stories, rhymes, games and crafts designed to engage young children.



Book Club

A monthly Book Club offered at the Shire of Toodyay Public Library provides a welcoming space for readers to discuss and enjoy books together.

Key Statistics

TOODYAY LIBRARY

120
New Members

2,366
Queries Answered

3,365
e-Resources

15,007
Items Issued

Image - *Toodyay Library*

Toodyay Public Library is a community public library housed in a heritage-listed former Mechanics' Institute building.



Image - *Community Citizen of the Year Awards*

Recipients of the Community Citizen of the Year 2025 Awards alongside Shire President McKeown, Deputy Shire President Dival, Councillor McCormick and Councillor Prater.

Community Citizen of the Year Award Recipients

Kylie Burton
Citizen of the Year

Peter and Cindy Oldfield
Senior Citizens of the Year

Toodyay Raceclub Inc
Club of the Year



Key Statistics

Toodyay Community Resource Centre

174
Conference Room Hires

99
Total Number of Walk-Ins to the CRC

59
Hot Office Hires

Photo Gallery



Image - *School Holiday Program at the CRC*

Participants of the School Holiday Program hosted by the Toodyay Community Resource Centre.














Planet

Our natural assets and ecosystems are being maintained and protected for the enjoyment of current and future generations.



3 OUR NATURAL ASSETS AND ECOSYSTEMS ARE BEING MAINTAINED AND PROTECTED FOR FUTURE GENERATIONS.

4 CLIMATE RESILLIANCE

Our Highlights

- **Local Biodiversity Strategy**
  Council adopted the Local Biodiversity Strategy unanimously in December 2024.
- **Cats**
  All cats impounded were returned to their owners or rehomed in 2025.
- **Training**
  A series of DFES endorsed courses in Bush Fire Fighting and other specialist skills were successfully delivered.

Waste Statistics

Data provided by Avon Waste

RECYCLING BREAKDOWN

251.55 TONNES RECYCLED

1. Contaminants - 67t
2. Cardboard - 60t
3. Paper - 54t

KERBSIDE RUBBISH WEIGHTS (TONNES)

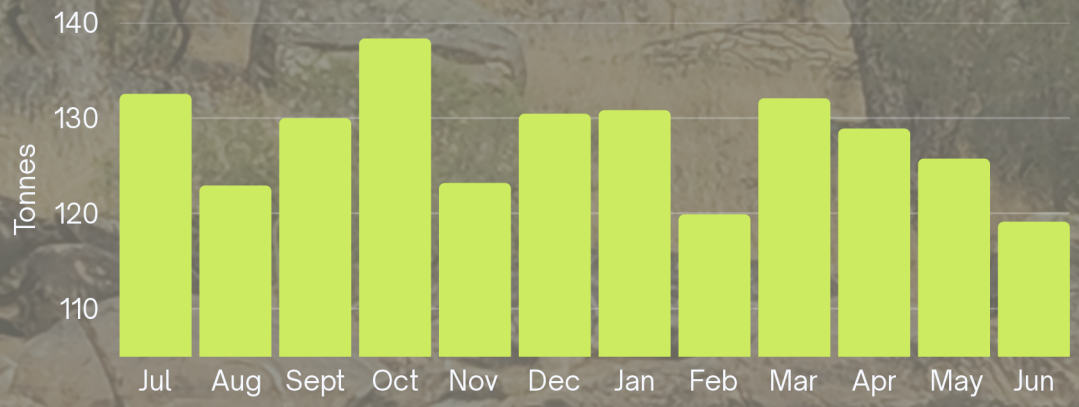

TOTAL 1533.82 TONNES

KERBSIDE RECYCLING WEIGHTS (TONNES)

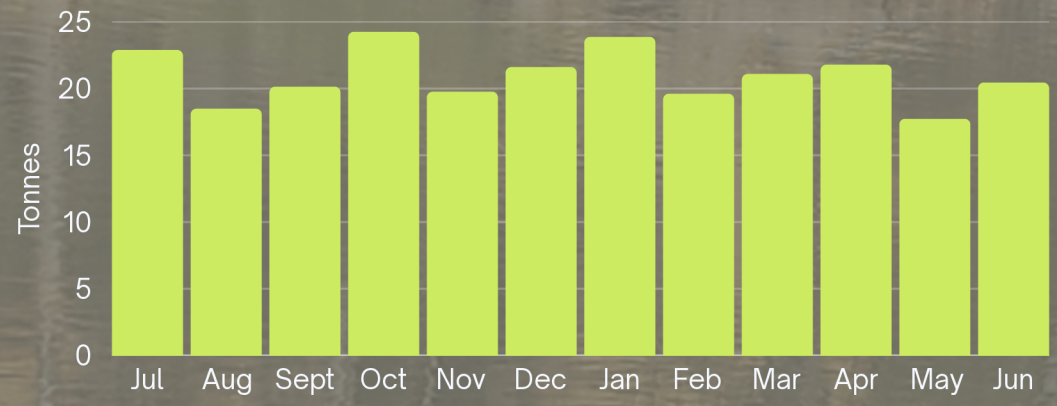

TOTAL 251.55 TONNES

Mitigation Works

Refers to the proactive steps taken by landowners and the Shire of Toodyay to reduce the impact and spread of bushfires.

Categories of Mitigation Works

1. Firebreaks

Firebreaks are required to be installed and maintained in accordance with the *Bush Fires Act 1954.*

2. Vegetation Control

Refers to the management of fuel loads to fires on properties.

Methods of Mitigation



Mechanical
Grading, slashing or mulching



Chemical
Spraying of weeds



Biological
Using livestock (grazing animals)



Manual
Raking and hand-clearing potential fuels

Emergency Services Management

Shire of Toodyay and DFES Training

Training held by the Shire of Toodyay in collaboration with the Department of Fire and Emergency Services for volunteers.

- Bushfire Safety Awareness
- Firefighting Skills
- Structure firefighting
- Australasian Inter-service Incident Management
- On-Road driving training courses

38 Callouts responded to in the 2024-2025 period.

580 Fire breaks inspected in the 2024-2025 period.

Rangers

2025 Statistics

Cats

19	Cats impounded
All	Cats returned to owners or rehomed

Dogs

13	Dogs impounded
9	Dogs returned to owners or rehomed.

Water Tanks

The Shire has undertaken significant works to improve and increase the capacity of Fire and Emergency Water Tanks, ensuring better access to water resources for fire response and mitigation activities (pictured below).





Corellas

In 2024–2025, the Shire of Toodyay worked with Wheatbelt Natural Resource Management to raise community awareness and support monitoring of the increasing Corella population.

Our Flora






Place

Our rural lifestyle is valued and is being enhanced with thoughtful planning and development.



Image
Train passing though Toodyay

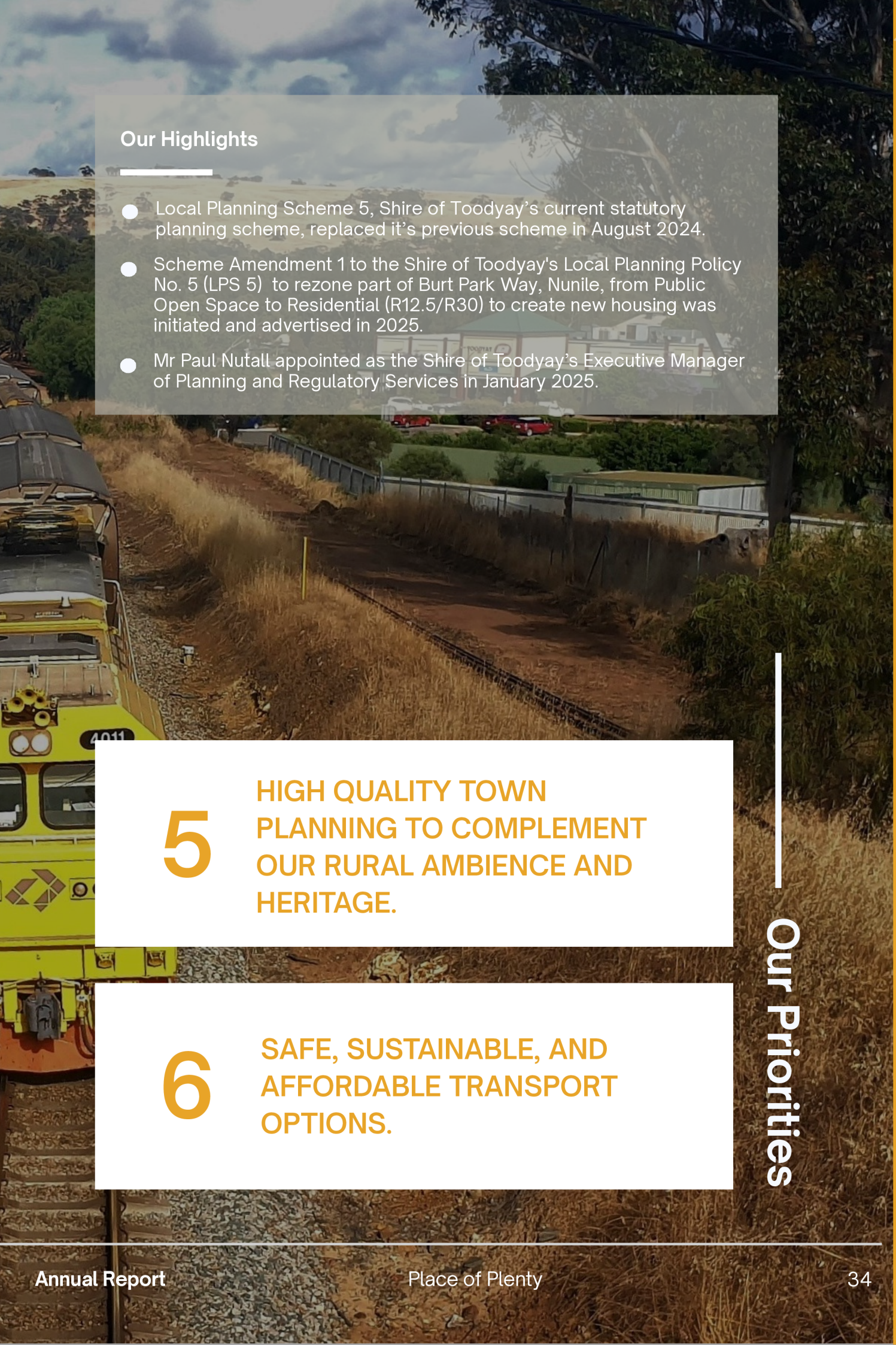

Our Highlights

- Local Planning Scheme 5, Shire of Toodyay's current statutory planning scheme, replaced it's previous scheme in August 2024.
- Scheme Amendment 1 to the Shire of Toodyay's Local Planning Policy No. 5 (LPS 5) to rezone part of Burt Park Way, Nunile, from Public Open Space to Residential (R12.5/R30) to create new housing was initiated and advertised in 2025.
- Mr Paul Nutall appointed as the Shire of Toodyay's Executive Manager of Planning and Regulatory Services in January 2025.

Our Priorities

5 HIGH QUALITY TOWN PLANNING TO COMPLEMENT OUR RURAL AMBIENCE AND HERITAGE.

6 SAFE, SUSTAINABLE, AND AFFORDABLE TRANSPORT OPTIONS.

Works, Parks & Gardens













Completed Road Works

- Julimar Road Rehabilitation SKL 17.56 - 19.81
- Julimar Road Rehabilitation SKL 14.11 - 15.96 (Federal Black Spot)
- Julimar Road SLK 19.81 - SLK 22.52
- Clackline Toodyay Road SLK 5.55 to 10.55
- Toodyay Bindi Bindi Road SLK 20.35 SLK 22.67
- Davies Road SLK 0.00 - SLK 0.41

2025 Works Service Requests

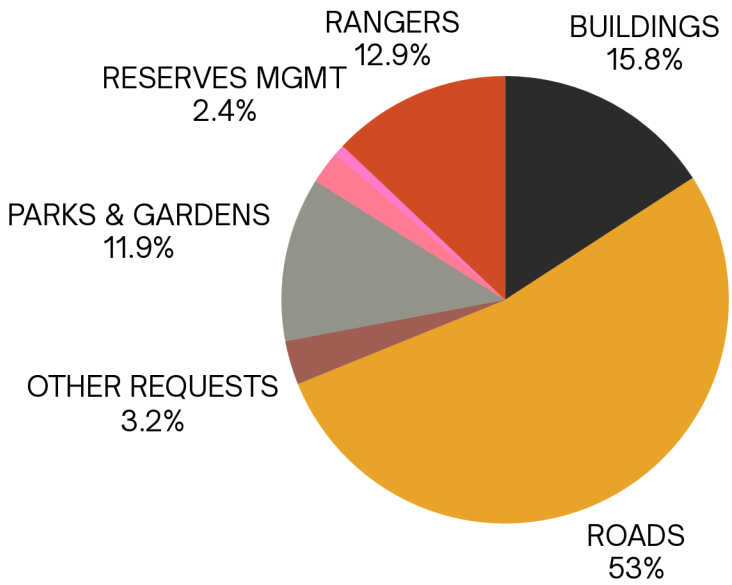

Our Achievements

100% of reticulation systems in the Shire have been revamped and are now operational.

All bores repaired and operational at Toodyay Showgrounds.

Reduced reliance on external contractors. Went from two days per week to one day per week.

Resolved long standing issues to implement proactive measures for the future.

Key Statistics

BUILDING PERMITS

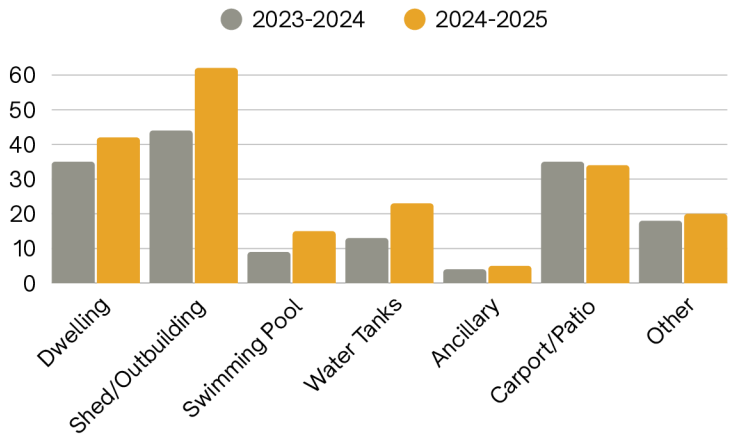

DEVELOPMENT APPROVALS

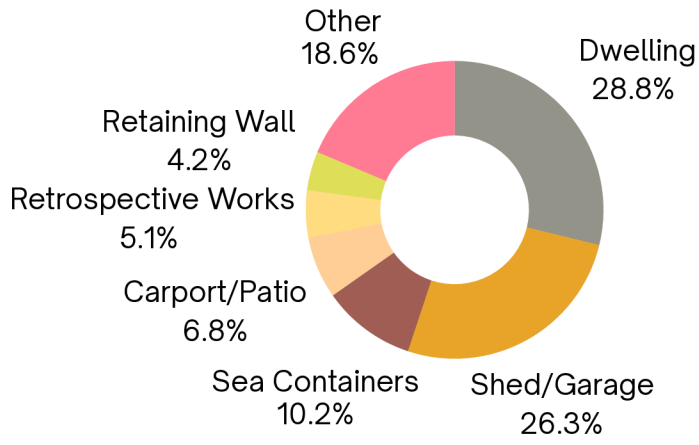

PUBLIC HEALTH STATISTICS

SEPTIC APPROVALS	STALLHOLDER APPROVALS	PERMITS TO USE
40	106	25













Planning and Development

Prosperity

Together, we are building a vibrant, diverse, and sustainable economy.



7 A STRONG, DIVERSE, AND SUSTAINABLE ECONOMY

8 TOODYAY IS A POPULAR TOURISM DESTINATION



Image - *Christmas Street Party 2024*

Hosted on 13 December , 2024, Toodyay's annual Christmas Street Party brings the community together to celebrate the festive season and the close of another year.

Our Highlights

- Nine local groups were successful through the Community Grant Program.
- Multiple events brought the community together, each enjoying high levels of attendance.
- Five community events received grant funding from external agencies.



Vivaldi

26 September 2024

Sponsored by:

Bendigo Bank

Department of Local Government, Sport and Cultural Industries



Australian Baroque

27 October 2024

Sponsored by:

Bendigo Bank

Department of Local Government, Sport and Cultural Industries



Christmas Street Party

13 December 2024

Sponsored by:

Bendigo Bank

chalice

and Toodyay Op Shop, Lacy Brothers and Blue Moon Crystals



Australia Day BBQ

26 January 2025

Sponsored by:

Australia Day

Reflect. Respect. Celebrate.

The Shire of Toodyay gratefully acknowledges the organisations whose financial support enabled the successful planning and execution of our events throughout the year.











Helping Our Community Thrive

The Shire of Toodyay is proud to deliver funding to the following groups:

- **Toodyay Community Resource Centre**
  $25,000
- **Toodyay Agricultural Society**
  $25,000
- **Toodyay Events Planning/ Moondyne Festival**
  $15,000
- **Youthcare**
  $10,000
- **Noongar Kaartdijin Aboriginal Corporation**
  $3,500
- **Toodyay Triathlon Club**
  $3,500
- **Avon Valley Vintage Vehicle Association**
  $3,000
- **Exhibition Prize - Arts Toodyay Inc**
  $2,000
- **Arts Trail Event - Arts Toodyay Inc**
  $1,750
- **Workshops - Arts Toodyay Inc**
  $1,500
- **Lions Club**
  $1,000

Key Statistics

Newcastle Gaol Visitors

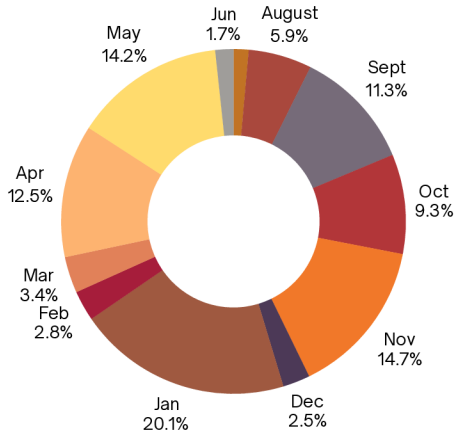

Weekend Visitors

Visitors to the Visitors Centre:

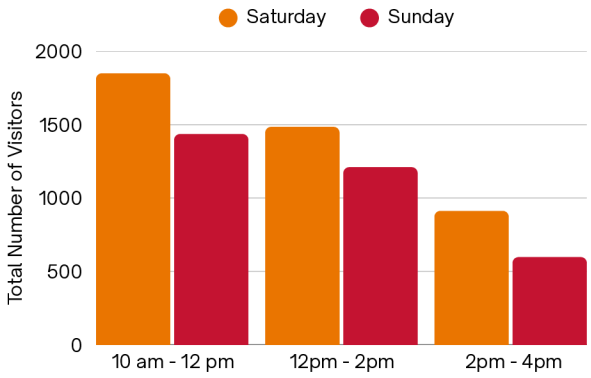

Connors Mill Visitors

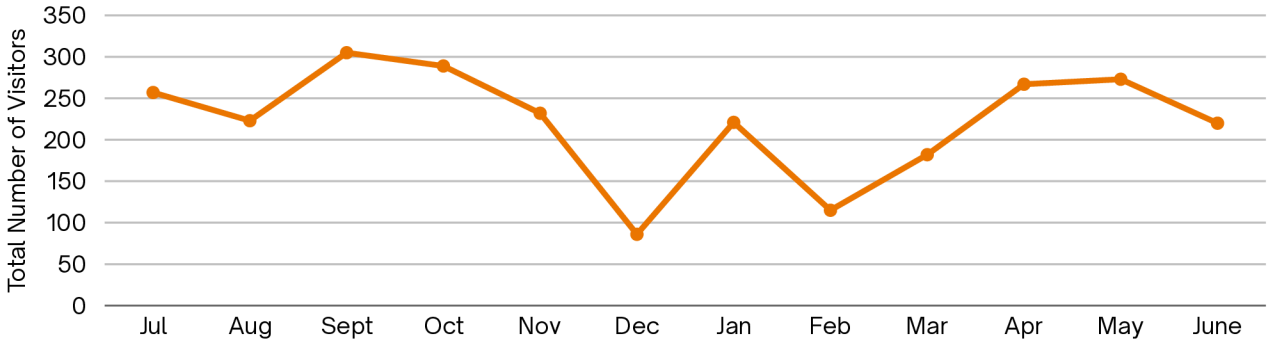





Notable Figures

17,452 Visitors to the Visitors Centre

6,249 Visitors to Museums

1,350 Enquiries received at the Visitors Centre

Most Visited Months

Based on visitors to the Visitors Centre.

1. **September**
   2,649 visitors
2. **August**
   2,391 visitors
3. **July**
   2,325 visitors

Toodyay is a welcoming country town where heritage, creativity, and community are proudly shared with visitors and residents alike.

Performance

Through best practice leadership and governance, we are achieving the best possible social, economic and environmental outcomes for the people of Toodyay.



Image - *Heritage Advisory Working Group*

Councillors Dival and McCormick with members of the Heritage Advisory Working Group.



Our Highlights

- Mr Aaron Bowman appointed as Chief Executive Officer in August 2024.
- Developed and reviewed compliance tracking and reporting mechanisms to improve oversight and accountability.
- Updated critical governance policies, including Code of Conduct, Public Interest Disclosure, and policies related to procurement.

Our Priorities

9 RESPONSIBLE AND EFFECTIVE LEADERSHIP AND GOVERNANCE

10 HAPPY COMMUNITY MEMBERS WHO FEEL HEARD, VALUED AND RESPECTED

Our Achievements

Notable Figures

107 Forms Updated/Reviewed

13 Policies Updated

33 Business Operating Practices Implemented

3 Freedom of Information Applications

2024-2025 Completed Action Points

1 Council Registers

Reviewed Council Registers for legislative compliance and began auditing the Contracts and Agreements Register to identify items requiring publication under local government reforms.

2 Governance Training and Resources

Developed induction and training materials for Councillors and Officers on statutory obligations, ethics, and governance responsibilities.

3 Council Support

Prepared and distributed reports and business papers for Ordinary Council and Committee Meetings, while also providing governance advice to support informed decision-making.



Image credit: Sean Hefferon

Record Keeping Statement

The State Records Act 2000 requires all local governments to include in the Annual Report a statement on their compliance with their Record Keeping Plan.

All Shire of Toodyay employees are legally required to comply with the conditions of the Record Keeping Plan.

Ongoing training is available to all officers and is included as part of the staff onboarding induction process and is continually provided on an as-needed basis.

A review of the Shire's Record Keeping Plan is required to be undertaken once every five years. The last review of the Shire's record keeping procedures confirmed the Shire's procedures were compliant and approval was received from the State Records Office. The next review is due to be carried out in 2027.

Image - Toodyay Council Chambers

Toodyay Council Chambers serves as the primary venue for Council and Shire of Toodyay Committee Meetings.

Councillor Training

Section 5.127 of the *Local Government Act 1995* states that "A local government must prepare a report for each financial year on the training completed by council members in the financial year." The table below lists the dates council members completed mandatory training.

	Understanding Local Government	Serving on Council	Meeting Procedures	Conflicts of Interest	Understanding Financial Reports and Budgets
Cr M McKeown	17/10/2020	17/10/2020	25/10/2020	17/10/2020	19/10/2020
Cr M Dival	12/12/2023	07/07/2024	29/10/2024	31/08/2024	31/08/2024
Cr C Duri	10/02/2022	10/02/2022	10/02/2022	11/02/2022	28/02/2022
Cr R Madacsi	31/07/2020	02/08/2020	02/08/2022	6/11/2019	02/08/2022
Cr S McCormick	10/02/2022	10/02/2022	11/02/2022	24/02/2022	28/02/2022
Cr J Prater	11/09/2024	11/09/2024	31/08/2024	11/09/2024	31/08/2024
Cr D Wrench	1/03/2022	16/03/2022	01/03/2022	13/04/2022	13/04/2022

Image - *Toodyay Agricultural Show*

His Excellency the Honourable Chris Dawson AC APM attended the Toodyay Agricultural Show in 2024.

Councillor Attendance

In accordance with Regulation 19(b) of the *Local Government (Administration) Regulations 1996*, the Shire of Toodyay is required to report the number of Council and Committee meetings attended by each Council Member during the 2024-2025 financial year. Note: figures also account for attendance by electronic means.

	Ordinary Council Meetings (11)	Special Council Meetings (8)	Committee/ Advisory Group Meetings	Electors Meeting (1)
Cr M McKeown	11	8	6	0
Cr M Dival	10	8	5	1
Cr C Duri	10	7	2	1
Cr R Madacsi	9	4	0	1
Cr S McCormick	11	8	1	1
Cr J Prater	10	8	7	1
Cr D Wrench	7	5	2	0

Register of Complaints

All complaints against Shire of Toodyay elected members that result in a standards panel finding of a minor breach (under Section 5.110(2)(a) of the *Local Government Act 1995*) must be recorded in the Register of Complaints. Under Section 5.121(3), the CEO must keep this register updated and publish it on the Shire's official website **toodyay.wa.gov.au**

There was one such finding made for the 2024-2025 financial year.

Prescribed Information

For the purposes of *Local Government Act 1995* (The Act) sections 5.32(2)(g) and (i)

The number of employees of the the Shire of Toodyay entitled to an annual salary that falls within each band of $10,000 over $130,000

$140,000 - $149,999	**4**
...	...
$200,000-$209,999	**1**

The remuneration paid or provided to the Chief Executive Officer during the financial year was $222,096

Any amount ordered under section 5.110(6)(b)(iv) to be paid by a person against whom a complaint was made under section 5.107(1), 5.109(1) or 5.114(1) to the Local government during the financial year.

Nil.

Details of any modification made to the Shire of Toodyay's Strategic Community Plan or the Shire of Toodyay's Corporate Business Plan during the financial year.

Nil.



Councillor Payments

In accordance with Regulation 19(b)(d) of the *Local Government (Administration) Regulations 1996,* the Shire of Toodyay is required to report details of all fees, expenses and allowances paid during the financial year to individual Councillors.

	President's Allowance	Deputy President's Allowance	Meeting Attendance Fees	ITC Allowance	Total
Cr M McKeown	$33,990		$23,311	$1,000	$58,301
Cr M Dival		$8,498	$15,054	$1,000	$24,552
Cr C Duri			$15,054	$1,000	$16,054
Cr R Madacsi			$15,054	$1,000	$16,054
Cr S McCormick			$15,054	$1,000	$16,054
Cr J Prater			$15,054	$1,000	$16,054
Cr D Wrench			$15,054	$1,000	$16,054
					$163,123

Image - *Aerial Snapshot of the Avon River*

The Avon River flows through Toodyay and carries great historical and cultural meaning to the region.



Disability Access and Inclusion Plan

In accordance with Section 5.53 of the *Local Government Act 1995*, the Shire of Toodyay is required to include in its Annual Report any matters that must be reported under Section 29 of the *Disability Services Act 1993*. This includes the requirement for local governments to:

- Maintain a Disability Access and Inclusion Plan (DAIP)
- Address seven specific outcome areas within the plan
- Report annually on progress against the actions in the plan

The Shire's DAIP is a key strategic document that guides its efforts toward creating a more accessible and inclusive community. While it is a legislative requirement to implement and maintain a DAIP, the actions taken benefit all members of the community. The DAIP is available on the Shire's website: **toodyay.wa.gov.au.**

During the 2024–2025 reporting period, under DAIP Outcome 2 – Buildings and Facilities, the Shire progressed its ongoing program of upgrades and maintenance to enhance accessibility.

A major review of the DAIP is scheduled for the 2025–2026 financial year.

Our DAIP Achievements

Duke Street Ablution

- General maintenance completed.
- Replaced door to allow wheelchair access.
- Installed a handrail in the shower area.

Duidgee Park Ablution

- Replaced safety railings within the washroom.
- Lowered basin to improve wheelchair accessibility.

Shire Administration Building

- Accessible entry installed at the rear of the building.
- Extended safety railing to support accessible entry.



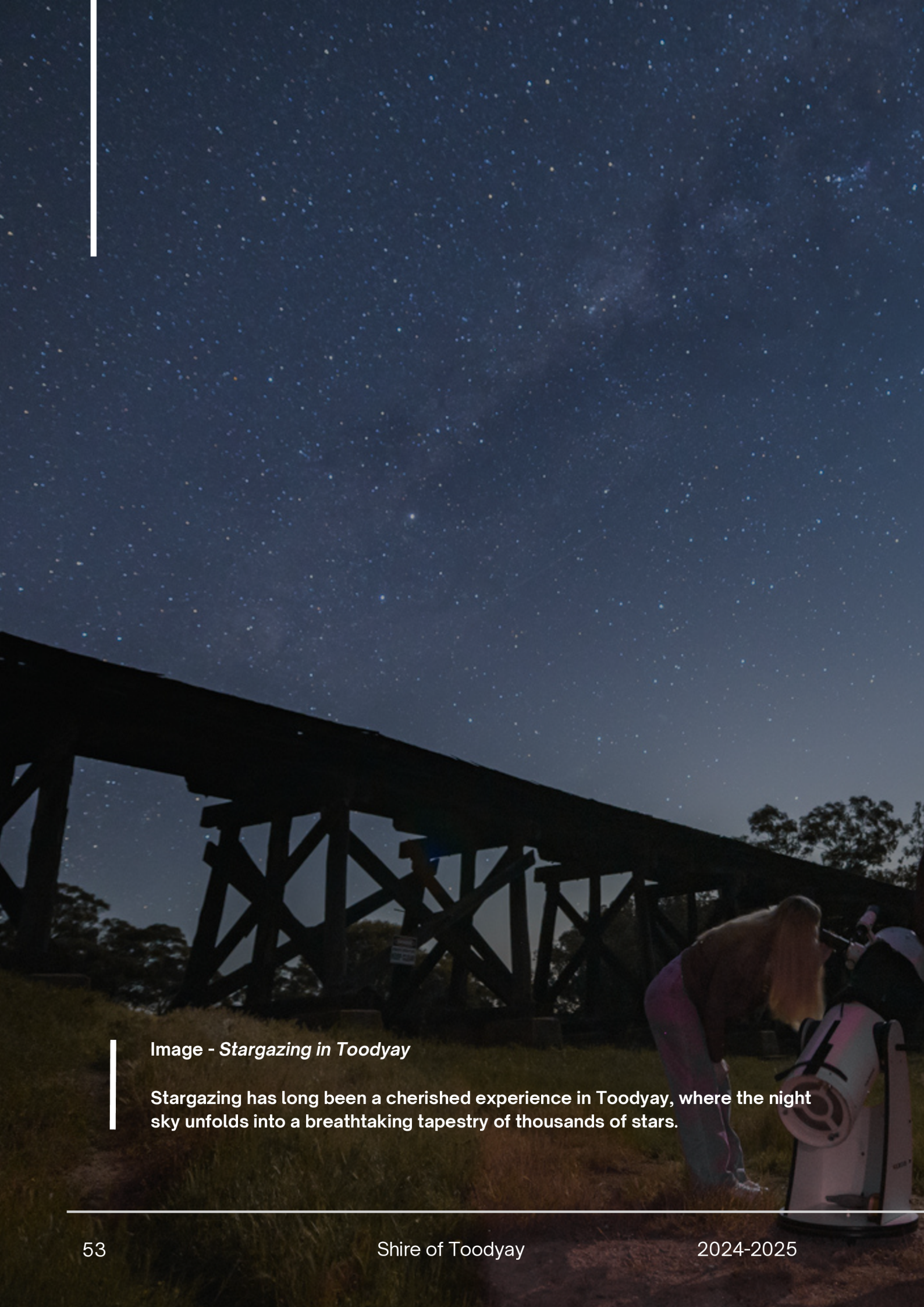

Image - *Stargazing in Toodyay*

Stargazing has long been a cherished experience in Toodyay, where the night sky unfolds into a breathtaking tapestry of thousands of stars.



FINANCIAL REPORT

SHIRE OF TOODYAY

FINANCIAL REPORT

FOR THE YEAR ENDED 30 JUNE 2025

TABLE OF CONTENTS

Statement by Chief Executive Officer	2
Statement of Comprehensive Income	3
Statement of Financial Position	4
Statement of Changes in Equity	5
Statement of Cash Flows	6
Statement of Financial Activity	7
Index of Notes to the Financial Report	8
Independent Auditor's Report	41

The Shire of Toodyay conducts the operations of a local government with the following community vision:

A caring and visionary rural community, working together to preserve and enrich Toodyay's environment, character and lifestyle.

Principal place of business:
15 Fiennes Street
Toodyay WA 6566

PITCHER PARTNERS

SHIRE OF TOODYAY
FINANCIAL REPORT
FOR THE YEAR ENDED 30 JUNE 2025

Local Government Act 1995
Local Government (Financial Management) Regulations 1996

STATEMENT BY CEO

The accompanying financial report of the Shire of Toodyay has been prepared in compliance with the provisions of the *Local Government Act 1995* from proper accounts and records to present fairly the financial transactions for the reporting period ended 30 June 2025 and the financial position as at 30 June 2025.

At the date of signing this statement the particulars included in the financial report are not misleading or inaccurate.

Signed on the 23rd day of December 2025

CEO

Aaron Bowman
Name of CEO

OAG AUDITED

PITCHER PARTNERS

| 2

SHIRE OF TOODYAY
STATEMENT OF COMPREHENSIVE INCOME
FOR THE YEAR ENDED 30 JUNE 2025

	NOTE	2025 Actual	2025 Budget	Restated 2024 Actual*
		$	$	$
Revenue				
Rates	2(a),23	8,062,632	8,024,667	7,587,550
Grants, subsidies and contributions	2(a)	2,069,656	1,026,310	2,710,059
Fees and charges	2(a)	1,835,699	1,736,696	1,692,545
Interest revenue	2(a)	188,330	275,310	250,773
Other revenue	2(a)	701,335	298,915	389,653
		12,857,652	11,361,898	12,630,580
Expenses				
Employee costs	2(b)	(4,409,011)	(5,330,344)	(4,272,830)
Materials and contracts		(6,156,778)	(4,899,838)	(4,371,856)
Utility charges		(704,002)	(607,721)	(581,804)
Depreciation		(4,688,696)	(3,813,166)	(4,174,404)
Finance costs		(260,422)	(133,467)	(250,773)
Insurance		(480,338)	(479,211)	(365,151)
Other expenditure	2(b)	(242,081)	(271,693)	(265,128)
		(16,941,328)	(15,535,440)	(14,281,946)
		(4,083,676)	(4,173,542)	(1,651,366)
Capital grants, subsidies and contributions	2(a)	1,900,540	3,698,230	2,981,761
Profit on asset disposals		53,713	0	10,733
Loss on asset disposals		(76,601)	0	(10,391)
Fair value adjustments to financial assets at fair value through profit or loss	4	0	0	1,261
		1,877,652	3,698,230	2,983,364
Net result for the period		**(2,206,024)**	**(475,312)**	**1,331,998**
Other comprehensive income for the period				
Items that will not be reclassified subsequently to profit or loss				
Changes in asset revaluation surplus	16	0	0	0
Share of other comprehensive income of associates accounted for using the equity method	16	0	0	0
Total other comprehensive income for the period	16	**0**	**0**	**0**
Total comprehensive income for the period		**(2,206,024)**	**(475,312)**	**1,331,998**

*Refer to note 28 -Correction of Error
This statement is to be read in conjunction with the accompanying notes.

OAG AUDITED

PITCHER PARTNERS

SHIRE OF TOODYAY
STATEMENT OF FINANCIAL POSITION
AS AT 30 JUNE 2025

	NOTE	2025	Restated 2024*
		$	$
CURRENT ASSETS			
Cash and cash equivalents	3	6,272,230	6,856,778
Trade and other receivables	5	1,967,457	2,160,112
Inventories	6	87,168	117,342
Other assets	7	14,321	15,216
TOTAL CURRENT ASSETS		8,341,176	9,149,448
NON-CURRENT ASSETS			
Trade and other receivables	5	318,598	325,630
Other financial assets	4	62,378	62,378
Property, plant and equipment	8	38,057,038	40,228,510
Infrastructure	9	153,143,416	152,846,209
Right-of-use assets	11(a)	128,897	435,322
TOTAL NON-CURRENT ASSETS		191,710,327	193,898,049
TOTAL ASSETS		200,051,503	203,047,497
CURRENT LIABILITIES			
Trade and other payables	12	1,624,193	1,498,867
Other liabilities	13	1,603,167	1,640,243
Lease liabilities	11(b)	47,778	152,728
Borrowings	14	295,769	287,013
Employee related provisions	15	245,111	561,349
TOTAL CURRENT LIABILITIES		3,816,018	4,140,200
NON-CURRENT LIABILITIES			
Lease liabilities	11(b)	76,688	286,944
Borrowings	14	4,361,149	4,656,919
Employee related provisions	15	86,241	46,003
TOTAL NON-CURRENT LIABILITIES		4,524,078	4,989,866
TOTAL LIABILITIES		8,340,096	9,130,066
NET ASSETS		191,711,407	193,917,431
EQUITY			
Retained surplus		70,001,245	72,248,974
Reserve accounts	26	2,698,946	2,657,241
Revaluation surplus	16	119,011,216	119,011,216
TOTAL EQUITY		191,711,407	193,917,431

*Refer to note 28 -Correction of Error
This statement is to be read in conjunction with the accompanying notes.

OAG AUDITED

PITCHER PARTNERS

SHIRE OF TOODYAY
STATEMENT OF CHANGES IN EQUITY
FOR THE YEAR ENDED 30 JUNE 2025

	NOTE	RETAINED SURPLUS	RESERVE ACCOUNTS	REVALUATION SURPLUS	TOTAL EQUITY
		$	$	$	$
Balance as at 1 July 2023 (Restated)*		**71,110,676**	**2,463,541**	**119,011,216**	**192,585,433**
Comprehensive income for the period					
Net result for the period		1,331,998	0	0	1,331,998
Total comprehensive income for the period		1,331,998	0	0	1,331,998
Transfers from reserve accounts	26	60,000	(60,000)	0	0
Transfers to reserve accounts	26	(253,700)	253,700	0	0
Balance as at 30 June 2024 (Restated)*		**72,248,974**	**2,657,241**	**119,011,216**	**193,917,431**
Comprehensive income for the period					
Net result for the period		(2,206,024)	0	0	(2,206,024)
Total comprehensive income for the period		(2,206,024)	0	0	(2,206,024)
Transfers from reserve accounts	26	536,121	(536,121)	0	0
Transfers to reserve accounts	26	(577,826)	577,826	0	0
Balance as at 30 June 2025		**70,001,245**	**2,698,946**	**119,011,216**	**191,711,407**

*Refer to note 28 -Correction of Error
This statement is to be read in conjunction with the accompanying notes.

OAG AUDITED

PITCHER PARTNERS

SHIRE OF TOODYAY
STATEMENT OF CASH FLOWS
FOR THE YEAR ENDED 30 JUNE 2025

	NOTE	2025 Actual	Restated 2024 Actual*
		$	$
CASH FLOWS FROM OPERATING ACTIVITIES			
Receipts			
Rates		8,178,016	7,310,497
Grants, subsidies and contributions		2,193,517	2,714,373
Fees and charges		1,835,699	1,684,102
Interest revenue		188,330	250,773
Goods and services tax received		657,741	609,512
Other revenue		701,335	343,905
		13,754,638	12,913,162
Payments			
Employee costs		(4,872,672)	(4,262,059)
Materials and contracts		(5,818,369)	(3,817,583)
Utility charges		(704,486)	(581,804)
Finance costs		(260,422)	(143,916)
Insurance paid		(480,338)	(365,151)
Goods and services tax paid		(421,820)	(736,089)
Other expenditure		(242,081)	(265,128)
		(12,800,188)	(10,171,730)
Net cash provided by operating activities		954,450	2,741,432
CASH FLOWS FROM INVESTING ACTIVITIES			
Payments for purchase of property, plant & equipment	8(a)	(101,597)	(200,226)
Payments for construction of infrastructure	9(a)	(2,963,048)	(4,489,287)
Capital grants, subsidies and contributions		1,900,540	2,493,290
Proceeds from sale of property, plant & equipment		227,327	60,094
Net cash (used in) investing activities		(936,778)	(2,136,129)
CASH FLOWS FROM FINANCING ACTIVITIES			
Repayment of borrowings	25(a)	(287,014)	(329,052)
Payments for principal portion of lease liabilities	25(b)	(315,206)	(137,368)
Net cash (used in) financing activities		(602,220)	(466,420)
Net increase (decrease) in cash held		(584,548)	138,883
Cash at beginning of year		6,856,778	6,717,895
Cash and cash equivalents at the end of the year		6,272,230	6,856,778

*Refer to note 28 -Correction of Error
This statement is to be read in conjunction with the accompanying notes.

OAG AUDITED

PITCHER PARTNERS

SHIRE OF TOODYAY
STATEMENT OF FINANCIAL ACTIVITY
FOR THE YEAR ENDED 30 JUNE 2025

	NOTE	2025 Actual	2025 Budget	Restated 2024 Actual*
		$	$	$
OPERATING ACTIVITIES				
Revenue from operating activities				
General rates	23	6,972,012	6,934,047	6,483,890
Rates excluding general rates	23	1,090,620	1,090,620	1,103,660
Grants, subsidies and contributions		2,069,656	1,026,310	2,710,059
Fees and charges		1,835,699	1,736,696	1,692,545
Interest revenue		188,330	275,310	250,773
Other revenue		701,335	298,915	389,653
Profit on asset disposals		53,713	0	10,733
Fair value adjustments to financial assets at fair value through profit or loss	4	0	0	1,261
		12,911,365	11,361,898	12,642,574
Expenditure from operating activities				
Employee costs		(4,409,011)	(5,330,344)	(4,272,830)
Materials and contracts		(6,280,687)	(4,899,838)	(4,478,713)
Utility charges		(704,002)	(607,721)	(581,804)
Depreciation		(4,688,696)	(3,813,166)	(4,174,404)
Finance costs		(136,513)	(133,467)	(143,916)
Insurance		(480,338)	(479,211)	(365,151)
Other expenditure		(242,081)	(271,693)	(265,128)
Loss on asset disposals		(76,601)	0	(10,391)
		(17,017,929)	(15,535,440)	(14,292,337)
Non cash amounts excluded from operating activities	24(a)	5,189,967	3,813,167	4,025,367
Amount attributable to operating activities		1,083,403	(360,375)	2,375,604
INVESTING ACTIVITIES				
Inflows from investing activities				
Capital grants, subsidies and contributions		1,900,540	3,698,230	2,981,761
Proceeds from disposal of assets		227,327	247,000	60,094
Right of use assets received - non cash		0	0	423,597
		2,127,867	3,945,230	3,465,452
Outflows from investing activities				
Purchase of property, plant and equipment	8(a)	(101,597)	(1,814,308)	(200,226)
Purchase and construction of infrastructure	9(a)	(2,963,048)	(4,308,914)	(4,489,287)
Depreciation on right of use asset - non-cash		0	0	(137,699)
		(3,064,645)	(6,123,222)	(4,827,212)
Non-cash amounts excluded from investing activities	24(b)	228,996	247,680	0
Amount attributable to investing activities		(707,782)	(1,930,312)	(1,361,760)
FINANCING ACTIVITIES				
Inflows from financing activities				
Proceeds from new leases - non cash	25(b)	0	247,680	423,597
Transfers from reserve accounts	26	536,121	448,061	60,000
		536,121	695,741	483,597
Outflows from financing activities				
Repayment of borrowings	25(a)	(287,014)	(287,014)	(329,052)
Payments for principal portion of lease liabilities	25(b)	(315,206)	(247,680)	(137,368)
Payments for lease finance costs		(120,438)	(247,680)	(16,745)
Transfers to reserve accounts	26	(577,826)	(210,000)	(253,700)
		(1,300,484)	(992,374)	(736,865)
Non-cash amounts excluded from financing activities	24(c)	0	0	(423,597)
Amount attributable to financing activities		(764,363)	(296,633)	(676,865)
MOVEMENT IN SURPLUS OR DEFICIT				
Surplus or deficit at the start of the financial year	24(d)	2,803,612	2,835,000	2,466,633
Amount attributable to operating activities		1,083,403	(360,375)	2,375,604
Amount attributable to investing activities		(707,782)	(1,930,312)	(1,361,760)
Amount attributable to financing activities		(764,363)	(296,633)	(676,865)
Surplus or deficit after imposition of general rates	24(d)	**2,414,870**	**247,680**	**2,803,612**

*Refer to note 28 -Correction of Error
This statement is to be read in conjunction with the accompanying notes.

OAG AUDITED

PITCHER PARTNERS

SHIRE OF TOODYAY
FOR THE YEAR ENDED 30 JUNE 2025
INDEX OF NOTES TO THE FINANCIAL REPORT

Note 1	Basis of Preparation	9
Note 2	Revenue and Expenses	10
Note 3	Cash and Cash Equivalents	12
Note 4	Other Financial Assets	12
Note 5	Trade and Other Receivables	13
Note 6	Inventories	14
Note 7	Other Assets	15
Note 8	Property, Plant and Equipment	16
Note 9	Infrastructure	18
Note 10	Fixed Assets	20
Note 11	Leases	22
Note 12	Trade and Other Payables	24
Note 13	Other Liabilities	25
Note 14	Borrowings	26
Note 15	Employee Related Provisions	27
Note 16	Revaluation Surplus	28
Note 17	Notes to the Statement of Cash Flows	29
Note 18	Contingent Liabilities	30
Note 19	Capital Commitments	30
Note 20	Related Party Transactions	31
Note 21	Events Occurring After the End of the Reporting Period	32
Note 22	Other Material Accounting Policies	33

Information required by legislation

Note 23	Rating Information	34
Note 24	Determination of Surplus or Deficit	35
Note 25	Borrowing and Lease Liabilities	36
Note 26	Reserve accounts	38
Note 27	Trust Funds	39
Note 28	Correction of error	40

SHIRE OF TOODYAY
NOTES TO AND FORMING PART OF THE FINANCIAL REPORT
FOR THE YEAR ENDED 30 JUNE 2025

1. BASIS OF PREPARATION

The financial report of the Shire of Toodyay which ia a Class 3 local government comprises general purpose financial statements which have been prepared in accordance with the *Local Government Act 1995* and accompanying regulations.

Local Government Act 1995 requirements
Section 6.4(2) of the *Local Government Act 1995* read with the *Local Government (Financial Management) Regulations 199*€ prescribe that the financial report be prepared in accordance with the *Local Government Act 1995* and, to the extent that they are not inconsistent with the *Local Government Act 1995*, the Australian Accounting Standards. The Australian Accounting Standards (as they apply to local governments and not-for-profit entities) and Interpretations of the Australian Accounting Standards Board were applied except for disclosure requirements of:
- AASB 7 Financial Instruments Disclosures
- AASB 16 Leases paragraph 58
- AASB 101 Presentation of Financial Statements paragraph 61
- AASB 107 Statement of Cash Flows paragraphs 43 and 45
- AASB 116 Property, Plant and Equipment paragraph 79
- AASB 137 Provisions, Contingent Liabilities and Contingent Assets paragraph 85
- AASB 140 Investment Property paragraph 75(f)
- AASB 1052 Disaggregated Disclosures paragraph 11
- AASB 1054 Australian Additional Disclosures paragraph 16

The *Local Government (Financial Management) Regulations 1996* specify that vested land is a right-of-use asset to be measured at cost, and is considered a zero cost concessionary lease. All right-of-use assets under zero cost concessionary leases are measured at zero cost rather than at fair value, except for vested improvements on concessionary land leases such as roads, buildings or other infrastructure which continue to be reported at fair value, as opposed to the vested land which is measured at zero cost. The measurement of vested improvements at fair value is a departure from AASB 16 *Leases* which would have required the Shire to measure any vested improvements at zero cost.

The *Local Government (Financial Management) Regulations 1996* provide that:
- land and buildings classified as property, plant and equipment;or
- infrastructure; or
- vested improvements that the local government controls;

and measured at reportable value, are only required to be revalued every five years. Revaluing these non-financial assets every five years is a departure from *AASB 116 Property, Plant and Equipment*, which would have required the Shire to assess at each reporting date whether the carrying amount of the above mentioned non-financial assets materially differs from their fair value and, if so, revalue the class of non-financial assets.

Accounting policies which have been adopted in the preparation of this financial report have been consistently applied unless stated otherwise. Except for cash flow and rate setting information, the financial report has been prepared on the accrual basis and is based on historical costs, modified, where applicable, by the measurement at fair value of selected non-current assets, financial assets and liabilities.

Critical accounting estimates and judgements
The preparation of a financial report in conformity with Australian Accounting Standards requires management to make judgements, estimates and assumptions that effect the application of policies and reported amounts of assets and liabilities, income and expenses.

The estimates and associated assumptions are based on historical experience and various other factors that are believed to be reasonable under the circumstances; the results of which form the basis of making the judgements about carrying amounts of assets and liabilities that are not readily apparent from other sources. Actual results may differ from these estimates.

As with all estimates, the use of different assumptions could lead to material changes in the amounts reported in the financial report.

The following are estimates and assumptions that have a significant risk of causing a material adjustment to the carrying amounts of assets and liabilities within the next financial year and further information on their nature and impact can be found in the relevant note:
- Fair value measurement of assets carried at reportable value including:
  - Property, plant and equipment - note 8
  - Infrastructure - note 9
- Measurement of employee benefits - note 15

Fair value heirarchy information can be found in note 28

The local government reporting entity
All funds through which the Shire controls resources to carry on its functions have been included in the financial statements forming part of this financial report.

All monies held in the Trust Fund are excluded from the financial statements. A separate statement of those monies appears at Note 26 of the financial report.

Initial application of accounting standards
During the current year, the following new or revised Australian Accounting Standards and Interpretations were applied for the first time.
- *AASB 2020-1 Amendments to Australian Accounting Standards - Classification of Liabilities as Current or Non-current*
- *AASB 2022-5 Amendments to Australian Accounting Standards - Lease Liability in a Sale and Leaseback*
- *AASB 2022-6 Amendments to Australian Accounting Standards - Non-current Liabilities with Covenants*
- *AASB 2023-3 Amendments to Australian Accounting Standards - Disclosure of Non-current Liabilities with Covenants: Tier 2*
- *AASB 2024-1 Amendments to Australian Accounting Standards - Supplier Finance Arrangements: Tier 2 Disclosures*
- *AASB 2023-1 Amendments to Australian Accounting Standards - Supplier Finance Arrangements*

These amendments are not expected to have any material impact on the financial report on initial application.
- *AASB 2022-10 Amendments to Australian Accounting Standards - Fair Value Measurement of Non-Financial Assets of Not-for-Profit Public Sector Entities*

These amendment may result in changes to the fair value of certain non-financial assets on revaluation. The impact has not been quantified as it is not considered practicable to determine the amount of the difference in fair value attributable to the change in the standard.

New accounting standards for application in future years
The following new accounting standards will have application to local government in future years:
- *AASB 2014-10 Amendments to Australian Accounting Standards - Sale or Contribution of Assets between an Investor and its Associate or Joint Venture*
- *AASB 2024-4b Amendments to Australian Accounting Standards - Effective Date of Amendments to AASB 10 and AASB 128 [deferred AASB 10 and AASB 128 amendments in AASB 2014-10 apply]*
- *AASB 2022-9 Amendments to Australian Accounting Standards - Insurance Contracts in the Public Sector*
- *AASB 2023-5 Amendments to Australian Accounting Standards - Lack of Exchangeability*
- *AASB 18 (FP) Presentation and Disclosure in Financial Statements - (Appendix D) [for for-profit entities]*
- *AASB 18 (NFP/super) Presentation and Disclosure in Financial Statements - (Appendix D) [for not-for-profit and superannuation entities]*
- *AASB 2024-2 Amendments to Australian Accounting Standards - Classification and Measurement of Financial Instruments*
- *AASB 2024-3 Amendments to Australian Accounting Standards – Annual Improvements Volume 11*

These amendments are not expected to have any material impact on the financial report on initial application.

2. REVENUE AND EXPENSES

(a) Revenue

Contracts with customers
Recognition of revenue is dependant on the source of revenue and the associated terms and conditions associated with each source of revenue and recognised as follows:

Revenue Category	Nature of goods and services	When obligations typically satisfied	Payment terms	Returns/Refunds/ Warranties	Timing of revenue recognition
Grants, subsidies and contributions	Community events, minor facilities, research, design, planning evaluation and services	Over time	Fixed terms transfer of funds based on agreed milestones and reporting	Contract obligation if project not complete	Output method based on project milestones and/or completion date matched to performance obligations
Fees and charges - licences, registrations, approvals	Building, planning, development and animal management.	Single point in time	Full payment prior to issue	None	On payment of the licence, registration or approval
Fees and charges - waste management entry fees	Waste treatment, recycling and disposal service at disposal sites	Single point in time	Payment in advance at gate or on normal trading terms if credit provided	None	On entry to facility
Fees and charges - airport landing charges	Permission to use facilities and runway	Single point in time	Monthly in arrears	None	On landing/departure event
Fees and charges - sale of stock	Aviation fuel, kiosk and visitor centre stock	Single point in time	In full in advance, on 15 day credit	Refund for faulty goods	At point of sale
Other revenue - private works	Contracted private works	Single point in time	Monthly in arrears	None	At point of service

Consideration from contracts with customers is included in the transaction price.

Revenue Recognition
Rate revenue was recognised from the rate record as soon as practicable after the shire resolved to impose rates in the finanical year as well as when the rate record was amended to ensure the information in the record was accurate and correct
Revenue recognised during the year under each basis of recognition by nature of goods or services is provided in the table below:

For the year ended 30 June 2025

Nature	Contracts with customers	Capital grant/contributions	Statutory Requirements	Other	Total
	$	$	$	$	$
Rates	0	0	8,062,632	0	8,062,632
Grants, subsidies and contributions	0	0	0	2,069,656	2,069,656
Fees and charges	1,835,699	0	0	0	1,835,699
Interest revenue	0	0	188,330	0	188,330
Other revenue	0	0	0	701,335	701,335
Capital grants, subsidies and contributions	0	1,900,540	0	0	1,900,540
Total	1,835,699	1,900,540	8,250,962	2,770,991	14,758,192

For the year ended 30 June 2024

Nature	Contracts with customers	Capital grant/contributions	Statutory Requirements	Other	Total
	$	$	$	$	$
Rates	0	0	7,587,550	0	7,587,550
Grants, subsidies and contributions	0	0	0	2,710,059	2,710,059
Fees and charges	1,684,102	0	0	8,443	1,692,545
Interest revenue	0	0	250,773	0	250,773
Other revenue	0	0	0	389,653	389,653
Capital grants, subsidies and contributions	0	2,981,761	0	0	2,981,761
Total	1,684,102	2,981,761	7,838,323	3,108,155	15,612,341

SHIRE OF TOODYAY
NOTES TO AND FORMING PART OF THE FINANCIAL REPORT
FOR THE YEAR ENDED 30 JUNE 2025

2. REVENUE AND EXPENSES (Continued)

(a) Revenue (Continued)

	Note	2025 Actual	2024 Actual
		$	$
Interest revenue			
Interest on reserve account		34,741	88,682
Other interest revenue		153,589	162,091
		188,330	250,773
(b) Expenses			
Auditors remuneration			
- Audit of the Annual Financial Report		73,832	118,500
- Other services – grant acquittals		11,739	0
		85,571	118,500
Employee Costs			
Employee benefit costs		4,409,011	4,272,830
		4,409,011	4,272,830
Finance costs			
Interest and financial charges paid/payable for lease liabilities and financial liabilities not at fair value through profit or loss		260,422	250,773
		260,422	250,773
Other expenditure			
Sundry expenses		242,081	265,128
		242,081	265,128

3. CASH AND CASH EQUIVALENTS

	Note	2025	Restated 2024*
		$	$
Cash at bank and on hand		4,717,412	5,736,046
Term deposits		1,554,818	1,120,732
Total cash and cash equivalents		6,272,230	6,856,778
Held as			
- Unrestricted cash and cash equivalents		3,410,046	4,032,065
- Restricted cash and cash equivalents	18	2,862,184	2,824,713
*Refer to note 28 -Correction of Error		6,272,230	6,856,778

MATERIAL ACCOUNTING POLICIES

Cash and cash equivalents

Cash and cash equivalents include cash on hand, cash at bank, deposits available on demand with banks, and other short term highly liquid investments that are readily convertible to known amounts of cash and which are subject to an insignificant risk and which are subject to an insignificant risk of changes in value.

Bank overdrafts are reported as short term borrowings in current liabilities in the statement of financial position.

Term deposits are presented as cash equivalents if they have a maturity of three months or less from the date of acquisition and are repayable with 24 hours notice with no loss of interest.

Restricted financial assets

Restricted financial asset balances are not available for general use by the local government due to externally imposed restrictions. Restrictions are specified in an agreement, contract or legislation. This applies to reserve accounts, unspent grants, subsidies and contributions and unspent loans that have not been fully expended in the manner specified by the contributor, legislation or loan agreement.

4. OTHER FINANCIAL ASSETS

	Note	2025	2024
		$	$
Non-current assets			
Financial assets at fair value through profit or loss		62,378	62,378
		62,378	62,378
Financial assets at fair value through profit or loss			
Units in Local Government House Trust - opening balance		62,378	61,117
Movement attributable to fair value increment		0	1,261
Units in Local Government House Trust - closing balance		62,378	62,378

MATERIAL ACCOUNTING POLICIES

Other financial assets at amortised cost

The Shire classifies financial assets at amortised cost if both of the following criteria are met:

- the asset is held within a business model whose objective is to collect the contractual cashflows; and
- the contractual terms give rise to cash flows that are solely payments of principal and interest.

Fair values of financial assets at amortised cost are not materially different to their carrying amounts, since the interest receivable on those assets is either close to current market rates or the assets are of a short term nature. Non-current financial assets at amortised cost fair values are based on discounted cash flows using a current market rates. They are classified as level 2 fair values in the fair value hierachy (see Note 28 (i)) due to the observable market rates.

Interest received is presented under cashflows from operating activities in the Statement of Cash Flows where it is earned from financial assets that are held for cash management purposes.

Financial assets at fair value through profit or loss

The Shire classifies the following financial assets at fair value through profit or loss:

- debt investments which do not qualify for measurement at either amortised cost or fair value through other comprehensive income.
- equity investments which the Shire has elected to recognise as fair value gains and losses through profit or loss.

5. TRADE AND OTHER RECEIVABLES

	Note	2025	2024
		$	$
Current			
Rates and statutory receivables		1,138,409	1,201,670
Trade receivables		219,300	385,740
GST receivable		540,777	542,077
Rate rebates receivable		68,971	30,625
		1,967,457	2,160,112
Non-current			
Rates and statutory receivables		318,598	325,630
		318,598	325,630

MATERIAL ACCOUNTING POLICIES

Rates and statutory receivables
Rates and statutory receivables are non-contractual receivables arising from statutory requirements and include amounts due from ratepayers for unpaid rates and service charges and other statutory charges or fines.

Rates and statutory receivables are recognised when the taxable event has occurred and can be measured reliably.

Trade receivables
Trade receivables are amounts receivable from contractual arrangements with customers for goods sold, services performed or grants or contributions with sufficiently specific performance obligations or for the construction of recognisable non financial assets as part of the ordinary course of business.

Other receivables
Other receivables are amounts receivable from contractual arrangements with third parties other than contracts with customers and amounts received as grants for the construction of recognisable non financial assets.

Measurement
Trade and other receivables are recognised initially at the amount of the transaction price, unless they contain a significant financing component, and are to be recognised at fair value.

Classification and subsequent measurement
Receivables which are generally due for settlement within 30 days except rates receivables which are expected to be collected within 12 months are classified as current assets. All other receivables such as, deferred pensioner rates receivable after the end of the reporting period are classified as non-current assets.

Trade and other receivables are held with the objective to collect the contractual cashflows and therefore the Shire measures them subsequently at amortised cost using the effective interest rate method.

Due to the short term nature of current receivables, their carrying amount is considered to be the same as their fair value. Non-current receivables are indexed to inflation, any difference between the face value and fair value is considered immaterial.

6. INVENTORIES

	Note	2025	2024
Current		$	$
Fuel and materials		53,361	83,535
Visitor centre stock		33,807	33,807
		87,168	117,342
The following movements in inventories occurred during the year:			
Balance at beginning of year		117,342	75,250
Inventories expensed during the year		(289,487)	(247,873)
Additions to inventory stock		259,313	289,965
Balance at end of year		87,168	117,342

MATERIAL ACCOUNTING POLICIES
General
Inventories are measured at the lower of cost and net realisable value.

Net realisable value is the estimated selling price in the ordinary course of business less the estimated costs of completion and the estimated costs necessary to make the sale.

7. OTHER ASSETS

	2025	2024
	$	$
Other assets - current		
Prepayments	0	341
Accrued income	14,321	14,875
	14,321	15,216

MATERIAL ACCOUNTING POLICIES
Other current assets
Other non-financial assets include prepayments which represent payments in advance of receipt of goods or services or that part of expenditure made in one accounting period covering a term extending beyond that period.

SHIRE OF TOODYAY
NOTES TO AND FORMING PART OF THE FINANCIAL REPORT
FOR THE YEAR ENDED 30 JUNE 2025

8. PROPERTY, PLANT AND EQUIPMENT

(a) Movements in Balances

Movement in the balances of each class of property, plant and equipment between the beginning and the end of the current financial year.

	Assets not subject to operating lease						Plant and equipment			
	Land	Buildings - non-specialised	Buildings - specialised	Buildings - heritage	Work in progress - Heritage WIP	Total Property	Furniture and equipment	Plant and equipment	Computer and equipment	Total property, plant and equipment
	$	$	$		$	$	$	$	$	$
Balance at 1 July 2023*	11,383,000	207,875	20,524,997	6,039,890	0	38,155,762	275,060	3,532,545	24,894	41,988,261
Additions	0	8,182	0	9,044	0	17,226	0	182,639	361	200,226
Disposals	0	0	0	0	0	0	0	(59,752)	0	(59,752)
Depreciation*	0	(27,995)	(1,130,692)	(433,327)	0	(1,592,014)	63,404	(371,615)	0	(1,900,225)
Transfers	0	0	0	0	0	0	0	0	0	0
Restated Balance at 30 June 2024*	11,383,000	188,062	19,394,305	5,615,607	0	36,580,974	338,464	3,283,817	25,255	40,228,510
Comprises:										
Gross balance amount at 30 June 2024	11,383,000	574,482	32,955,944	14,035,000	0	58,948,426	460,481	4,636,992	78,735	64,124,634
Accumulated depreciation at 30 June 2024	0	(386,420)	(13,561,639)	(8,419,393)	0	(22,367,452)	(122,017)	(1,353,175)	(53,480)	(23,896,124)
Restated balance at 1 July 2024*	11,383,000	188,062	19,394,305	5,615,607	0	36,580,974	338,464	3,283,817	25,255	40,228,510
Additions	0	0	0	0	4,995	4,995	0	96,602	0	101,597
Disposals	0	0	0	0	0	0	0	(250,215)	0	(250,215)
Depreciation	0	(30,769)	(1,129,903)	(431,510)	0	(1,592,182)	(27,869)	(397,752)	(5,051)	(2,022,854)
Balance at 30 June 2025	11,383,000	157,293	18,264,402	5,184,097	4,995	34,993,787	310,595	2,732,452	20,204	38,057,038
Comprises:										
Gross balance amount at 30 June 2025	11,383,000	574,482	32,955,944	14,035,000	4,995	58,953,421	460,481	4,312,373	78,735	63,805,010
Accumulated depreciation at 30 June 2025	0	(417,189)	(14,691,542)	(8,850,903)	0	(23,959,634)	(149,886)	(1,579,921)	(58,531)	(25,747,972)
Balance at 30 June 2025	11,383,000	157,293	18,264,402	5,184,097	4,995	34,993,787	310,595	2,732,452	20,204	38,057,038

*Refer to note 28 -Correction of Error

8. PROPERTY, PLANT AND EQUIPMENT (Continued)

(b) Carrying Amount Measurements

Asset Class	Fair Value Hierarchy	Valuation Technique	Basis of Valuation	Date of Last Valuation	Inputs Used
(i) Fair Value - as determined at the last valuation date					
Land and buildings					
Land	Level 2/3	Market approach using observable open market values of similar assets, adjusted for condition & comparability, at their best and highest use	Independent registered valuers	June 2023	Price per hectare/market borrowing rate
Buildings - non-specialised	Level 2/3	Market approach using observable open market values of similar assets, adjusted for condition & comparability, at their best and highest use	Independent registered valuers	June 2023	Available market information utilising both observable & unobservable inputs being construction costs based on recent contract prices, current condition, residual values & remaining useful life assessment
Buildings - specialised/heritage	Level 2/3	Cost approach using depreciation replacement cost	Independent registered valuers	June 2023	Construction costs and current condition, residual values and remaining useful life assessment inputs
(ii) Cost					
Furniture and equipment		Cost approach	Cost		Purchase Cost
Plant and equipment		Cost approach	Cost		Purchase Cost

Level 3 inputs are based on assumptions with regards to future values and patterns of consumption utilising current information. If the basis of these assumptions were varied, they have the potential to result in a significantly higher or lower fair value measurement.

During the period there were no changes in the valuation techniques used by the local government to determine the fair value of property, plant and equipment using either level 2 or level 3 inputs. The valuation techniques applied to property subject to lease was the same as that applied to property not subject to lease.

SHIRE OF TOODYAY
NOTES TO AND FORMING PART OF THE FINANCIAL REPORT
FOR THE YEAR ENDED 30 JUNE 2025

9. INFRASTRUCTURE

(a) Movements in Balances

Movement in the balances of each class of infrastructure between the beginning and the end of the current financial year.

	Infrastructure - roads	Infrastructure - footpaths	Infrastructure - bridges	Infrastructure - drainage	Infrastructure - parks & recreation	Infrastructure - infrastructure other	Infrastructure - WIP roads	Infrastructure - WIP footpaths	Infrastructure - Capital WIP	Total Infrastructure
	$	$	$	$	$	$	$	$	$	$
Balance at 1 July 2023*	80,030,485	1,060,104	29,363,280	24,818,383	1,774,582	13,286,287	396,959	144,598	0	150,874,678
Additions	0	300,486	323,527	0	179,694	63,874	3,621,706	0	0	4,489,287
Depreciation*	(1,139,223)	(27,398)	(603,761)	(64,863)	(68,346)	(370,588)	0	0	0	(2,274,179)
Transfers	4,018,665	0	0	0	(179,703)	(63,874)	(4,018,665)	0	0	(243,577)
Restated Balance at 30 June 2024*	82,909,927	1,333,192	29,083,046	24,753,520	1,706,227	12,915,699	0	144,598	0	152,846,209
Comprises:										
Gross balance at 30 June 2024	121,405,574	2,248,008	54,487,527	25,777,159	2,926,183	14,835,754	0	144,598	0	221,824,803
Accumulated depreciation at 30 June 2024	(38,495,647)	(914,816)	(25,404,481)	(1,023,639)	(1,219,956)	(1,920,055)	0	0	0	(68,978,594)
Restated balance at 1 July 2024*	82,909,927	1,333,192	29,083,046	24,753,520	1,706,227	12,915,699	0	144,598	0	152,846,209
Additions	2,315,097	0	239,250	0	0	0		691	408,010	2,963,048
Depreciation	(1,583,536)	(30,353)	(576,024)	(46,994)	(69,887)	(359,047)	0	0	0	(2,665,841)
Balance at 30 June 2025	83,641,489	1,302,839	28,746,272	24,706,526	1,636,340	12,556,651	0	145,289	408,010	153,143,416
Comprises:										
Gross balance at 30 June 2025	123,720,672	2,248,008	54,726,777	25,777,159	2,926,183	14,835,754	0	145,289	408,010	224,787,852
Accumulated depreciation at 30 June 2025	(40,079,183)	(945,169)	(25,980,505)	(1,070,633)	(1,289,843)	(2,279,103)	0	0	0	(71,644,436)
Balance at 30 June 2025	83,641,489	1,302,839	28,746,272	24,706,526	1,636,340	12,556,651	0	145,289	408,010	153,143,416

*Refer to note 28 -Correction of Error

9. INFRASTRUCTURE (Continued)

(b) Carrying Amount Measurements

Asset Class	Fair Value Hierarchy	Valuation Technique	Basis of Valuation	Date of Last Valuation	Inputs Used
(i) Fair Value - as determined at the last valuation date					
Infrastructure - roads	Level 3	Cost approach using depreciation replacement cost	Management Valuation	June 2023	Construction cost, current condition, residual value and remaining useful life assessment (Level 3) inputs
Infrastructure - footpaths	Level 3	Cost approach using depreciation replacement cost	Management Valuation	June 2023	Construction cost, current condition, residual value and remaining useful life assessment (Level 3) inputs
Infrastructure - bridges	Level 3	Cost approach using depreciation replacement cost	Management Valuation	June 2023	Construction cost, current condition, residual value and remaining useful life assessment (Level 3) inputs
Infrastructure - drainage	Level 3	Cost approach using depreciation replacement cost	Management Valuation	June 2023	Construction cost, current condition, residual value and remaining useful life assessment (Level 3) inputs
Infrastructure - parks & recreation	Level 3	Cost approach using depreciation replacement cost	Management Valuation	June 2023	Construction cost, current condition, residual value and remaining useful life assessment (Level 3) inputs
Infrastructure - infrastructure other	Level 3	Cost approach using depreciation replacement cost	Management Valuation	June 2023	Construction cost, current condition, residual value and remaining useful life assessment (Level 3) inputs

Level 3 inputs are based on assumptions with regards to future values and patterns of consumption utilising current information. If the basis of these assumptions were varied, they have the potential to result in a significantly higher or lower fair value measurement.

During the period there were no changes in the valuation techniques used to determine the fair value of infrastructure using level 3 inputs.

10. FIXED ASSETS

(a) Depreciation

Depreciation rates
Typical estimated useful lives for the different asset classes for the current and prior years are included in the table below:

Asset Class	Useful life
Buildings - non-specialised	30 to 50 years
Buildings - specialised	50 to 80 years
Buildings - heritage	50 to 80 years
Furniture and equipment	4 to 10 years
Plant and equipment	5 to 15 years
Computer equipment	4 to 10 years
Infrastructure - roads	20 years to indefinite
Infrastructure - footpaths	50 to 75 years
Infrastructure - bridges	60 to 100 years
Infrastructure - drainage	75 years to indefinite
Infrastructure - parks & gardens	16 to 60 years
Infrastructure - other	15 to 70 years
Right-of-use (plant and equipment)	Based on the remaining lease term

Revision of useful lives of plant and equipment
No revision of the useful lives was undertaken in 2024-25

10. FIXED ASSETS (Continued)

MATERIAL ACCOUNTING POLICIES

Initial recognition

An item of property, plant and equipment or infrastructure that qualifies for recognition as an asset is measured at its cost.

Upon initial recognition, cost is determined as the amount paid (or other consideration given) to acquire the assets, plus costs incidental to the acquisition. The cost of non-current assets constructed by the Shire includes the cost of all materials used in construction, direct labour on the project and an appropriate proportion of variable and fixed overheads. For assets acquired at zero cost or otherwise significantly less than fair value, cost is determined as fair value at the date of acquisition.

Assets for which the fair value as at the date of acquisition is under $5,000 are not recognised as an asset in accordance with *Local Government (Financial Management) Regulation 17A(5).* These assets are expensed immediately.

Where multiple individual low value assets are purchased together as part of a larger asset or collectively forming a larger asset exceeding the threshold, the individual assets are recognised as one asset and capitalised.

Individual assets that are land, buildings and infrastructure acquired between scheduled revaluation dates of the asset class in accordance with the Shire's revaluation policy, are recognised at cost and disclosed as being at reportable value.

Measurement after recognition

Plant and equipment including furniture and equipment and right-of-use assets (other than vested improvements) are measured using the cost model as required under *Local Government (Financial Management) Regulation 17A(2).* Assets held under the cost model are carried at cost less accumulated depreciation and any impairment losses being their reportable value.

Reportable Value

In accordance with *Local Government (Financial Management) Regulation 17A(2)* , the carrying amount of non-financial assets that are *land and buildings classified as property, plant and equipment,* investment properties, infrastructure or vested improvements that the local government controls.

Reportable value is for the purpose of *Local Government (Financial Management) Regulation 17A(4)* is the fair value of the asset at its last valuation date minus (to the extent applicable) the accumulated depreciation and any accumulated impairment losses in respect of the non-financial asset subsequent to its last valuation date.

Revaluation

Land and buildings classified as property, plant and equipment, *infrastructure or vested improvements that the local government* controls and measured at reportable value, are only required to be revalued every five years in accordance with the regulatory framework. This includes buildings and infrastructure items which were pre-existing improvements (i.e. vested improvements) on land vested in the Shire.

Whilst the regulatory framework only requires a revaluation to occur every five years, it also provides for the Shire to revalue earlier if it chooses to do so.

For land, buildings and infrastructure, increases in the carrying amount arising on revaluation of asset classes are credited to a revaluation surplus in equity.

Decreases that offset previous increases of the same class of asset are recognised against revaluation surplus directly in equity. All other decreases are recognised in profit or loss.

Subsequent increases are then recognised in profit or loss to the extent they reverse a net revaluation decrease previously recognised in profit or loss for the same class of asset.

Depreciation

The depreciable amount of all property, plant and equipment and infrastructure, are depreciated on a straight-line basis over the individual asset's useful life from the time the asset is held ready for use. Leasehold improvements are depreciated over the shorter of either the unexpired period of the lease or the estimated useful life of the improvements.

The assets residual values and useful lives are reviewed, and adjusted if appropriate, at the end of each reporting period.

Depreciation on revaluation

When an item of property, plant and equipment and infrastructure is revalued, any accumulated depreciation at the date of the revaluation is treated in one of the following ways:
(i) The gross carrying amount is adjusted in a manner that is consistent with the revaluation of the carrying amount of the asset.
(ii) Eliminated against the gross carrying amount of the asset and the net amount restated to the revalued amount of the asset.

Impairment

In accordance with *Local Government (Financial Management)* Regulations 17A(4C), the Shire is not required to comply with *AASB 136 Impairment of Assets* to determine the recoverable amount of its non-financial assets that are land or buildings classified as property, plant and equipment, infrastructure or vested improvements that the local government controls in circumstances where there has been an impairment indication of a general decrease in asset values.

In other circumstances where it has been assessed that one or more of these non-financial assets are impaired, the asset's carrying amount is written down immediately to its recoverable amount if the asset's carrying amount is greater than its estimated recoverable amount.

Gains or losses on disposal

Gains and losses on disposals are determined by comparing proceeds with the carrying amount. These gains and losses are included in the statement of comprehensive income in the period in which they arise.

11. LEASES

(a) Right-of-Use Assets

Movement in the balance of each class of right-of-use asset between the beginning and the end of the current financial year.	Note	Right-of-use assets - plant and equipment	Right-of-use assets Plant & Equipment Total
		$	$
Balance at 1 July 2023		149,424	149,424
Additions		423,597	423,597
Depreciation		(137,699)	(137,699)
Balance at 30 June 2024		435,322	435,322
Gross balance amount at 30 June 2024		720,563	720,563
Accumulated depreciation at 30 June 2024		(285,241)	(285,241)
Balance at 30 June 2024		435,322	435,322
Remeasurement transferred to profit or loss		(228,996)	(228,996)
Depreciation		(77,429)	(77,429)
Balance at 30 June 2025		128,897	128,897
Gross balance amount at 30 June 2025		206,326	206,326
Accumulated depreciation at 30 June 2025		(81,860)	(81,860)
Balance at 30 June 2025		124,466	124,466

The following amounts were recognised in the statement of comprehensive income during the period in respect of leases where the Shire is the lessee:		2025 Actual	2024 Actual
		$	$
Depreciation on right-of-use assets		(77,429)	(137,699)
Finance charge on lease liabilities	25(b)	(120,438)	(16,745)
Total amount recognised in the statement of comprehensive income		(197,867)	(154,444)
Total cash outflow from leases		(315,206)	(137,368)

(b) Lease Liabilities

Current		47,778	152,728
Non-current		76,688	286,944
	25(b)	124,466	439,672

MATERIAL ACCOUNTING POLICIES

Leases

At inception of a contract, the Shire assesses if the contract contains or is a lease. A contract is, or contains, a lease if the contract conveys the right to control the use of an identified for a period of time in exchange for consideration.

At the commencement date, a right-of-use asset is recognised at cost and lease liability at the present value of the lease payments that are not paid at that date. The lease payments are discounted using the interest rate implicit in the lease, if that rate can be readily determined. If that rate cannot be readily determined, the Shire uses its incremental borrowing rate.

All contracts that are classified as short-term leases (i.e. a lease with a term of 12 months or less) and leases of low value assets are recognised as an operating expense on a straight-line basis over the term of the lease.
Details of individual lease liabilities required by regulations are provided at Note 25(b).

Right-of-use assets - measurement

Right-of-use assets are measured at cost. All right-of-use assets (other than vested improvements) under zero cost concessionary leases are measured at zero cost (i.e. not recognised in the Statement of Financial Position). The exception is vested improvements on concessionary land leases such as roads, buildings or other infrastructure which are reported at fair value.

Refer to Note 10 under revaluation for details on the material accounting policies applying to vested improvements.

Right-of-use assets - depreciation

Right-of-use assets are depreciated over the lease term or useful life of the underlying asset, whichever is the shorter. Where a lease transfers ownership of the underlying asset, or the cost of the right-of-use asset reflects that the Shire anticipates to exercise a purchase option, the specific asset is depreciated over the useful life of the underlying asset.

11. LEASES (Continued)

(c) Lessor - Property, Plant and Equipment Subject to Lease

	2025 Actual	2024 Actual
Amounts recognised in profit or loss for Property, Plant and Equipment Subject to Lease		
Rental income	151,657	153,371

MATERIAL ACCOUNTING POLICIES

The Shire as Lessor

Upon entering into each contract as a lessor, the Shire assesses if the lease is a finance or operating lease.

The contract is classified as a finance lease when the terms of the lease transfer substantially all the risks and rewards of ownership to the lessee. All other leases not within this definition are classified as operating leases. Rental income received from operating leases is recognised on a straight-line basis over the term of the specific lease.

Initial direct costs incurred in entering into an operating lease (eg legal cost, cost to setup) are included in the carrying amount of the leased asset and recognised as an expense on a straight-line basis over the lease term.

When a contract is determined to include lease and non-lease components, the Shire applies AASB 15 *Revenue from Contracts with Customers* to allocate the consideration under the contract to each component.

12. TRADE AND OTHER PAYABLES

	2025	2024
	$	$
Current		
Sundry creditors	834,147	813,192
Prepaid rates	46,129	1,038
Accrued payroll liabilities	127,861	124,718
ATO liabilities	126,258	310,214
Other payables	65,161	67,616
Prepaid revenue	284,940	308,803
Other payables - accrued expenses	139,697	(126,714)
	1,624,193	1,498,867

MATERIAL ACCOUNTING POLICIES

Financial liabilities

Financial liabilities are initially recognised at fair value when the Shire becomes a party to the contractual provisions of the instrument.

Non-derivative financial liabilities (excluding financial guarantees) are subsequently measured at amortised cost.

Financial liabilities are derecognised where the related obligations are discharged, cancelled or expired. The difference between the carrying amount of the financial liability extinguished or transferred to another party and any consideration paid, including the transfer of non-cash assets or liabilities assumed, is recognised in profit or loss.

Trade and other payables

Trade and other payables represent liabilities for goods and services provided to the Shire prior to the end of the financial year that are unpaid and arise when the Shire becomes obliged to make future payments in respect of the purchase of these goods and services. The amounts are unsecured, are recognised as a current liability and are usually paid within 30 days of recognition. The carrying amounts of trade and other payables are considered to be the same as their fair values, due to their short-term nature.

Prepaid rates

Prepaid rates are, until the taxable event has occurred (start of the next financial year), refundable at the request of the ratepayer. Rates received in advance are initially recognised as a financial liability. When the taxable event occurs, the financial liability is extinguished and the Shire recognises income for the prepaid rates that have not been refunded.

13. OTHER LIABILITIES

	2025	2024
	$	$
Current		
Contract liabilities	163,238	123,970
Capital grant/contributions liabilities	0	43,502
Other Liabilities - bonds & deposits	1,439,929	1,472,771
	1,603,167	1,640,243
Reconciliation of changes in contract liabilities		
Opening balance	123,970	0
Additions	163,238	123,970
Revenue from contracts with customers included as a contract liability at the start of the period	(123,970)	0
	163,238	123,970
The aggregate amount of the performance obligations unsatisfied (or partially unsatisfied) in relation to these contract liabilities was $135,572 (2024: $0)		
The Shire expects to satisfy the performance obligations, from contracts with customers unsatisfied at the end of the reporting period, within the next 12 months.		
Reconciliation of changes in capital grant/contribution liabilities		
Opening balance	43,502	0
Revenue from contracts with customers included as a contract liability at the start of the period	(43,502)	43,502
	0	43,502
Expected satisfaction of capital grant/contribution liabilities		
Less than 1 year	0	43,502
	0	43,502

Performance obligations in relation to capital grant/contribution liabilities are satisfied as project milestones are met or completion of construction or acquisition of the asset.

MATERIAL ACCOUNTING POLICIES

Contract liabilities

Contract liabilities represent the Shire's obligation to transfer goods or services to a customer for which the Shire has received consideration from the customer.

Contract liabilities represent obligations which are not yet satisfied. Contract liabilities are recognised as revenue when the performance obligations in the contract are satisfied.

Capital grant/contribution liabilities

Capital grant/contribution liabilities represent the Shire's obligations to construct recognisable non-financial assets to identified specifications to be controlled by the Shire which are yet to be satisfied. Capital grant/contribution liabilities are recognised as income when the obligations in the contract are satisfied.

Fair values for non-current capital grant/contribution liabilities, not expected to be extinguished within 12 months, are based on discounted cash flows of expected cashflows to satisfy the obligations using a current borrowing rate. They are classified as level 3 fair values in the fair value hierarchy (see Note 22(i)) due to the unobservable inputs, including own credit risk.

14. BORROWINGS

	Note	2025 Current	2025 Non-current	2025 Total	2024 Current	2024 Non-current	2024 Total
Secured		$	$	$	$	$	$
Debentures		295,769	4,361,149	4,656,918	287,013	4,656,919	4,943,932
Total secured borrowings	25(a)	295,769	4,361,149	4,656,918	287,013	4,656,919	4,943,932

MATERIAL ACCOUNTING POLICIES

Borrowing costs

The Shire has elected to recognise borrowing costs as an expense when incurred regardless of how the borrowings are applied.

Fair values of borrowings are not materially different to their carrying amounts, since the interest payable on those borrowings is either close to current market rates or the borrowings are of a short term nature. Borrowings fair values are based on discounted cash flows using a current borrowing rate. They are classified as level 3 fair values in the fair value hierachy (see Note 22(i)) due to the unobservable inputs, including own credit risk.

Risk

Details of individual borrowings required by regulations are provided at Note 25(a).

15. EMPLOYEE RELATED PROVISIONS

Employee Related Provisions

	2025	2024
Current provisions	$	$
Employee benefit provisions		
Annual leave	182,282	273,490
Long service leave	62,829	287,859
	245,111	561,349
Total current employee related provisions	245,111	561,349
Non-current provisions		
Employee benefit provisions		
Long service leave	86,241	46,003
	86,241	46,003
Total non-current employee related provisions	86,241	46,003
Total employee related provisions	331,352	607,352

Provision is made for benefits accruing to employees in respect of wages and salaries, annual leave and long service leave and associated on costs for services rendered up to the reporting date and recorded as an expense during the period the services are delivered.

Annual leave liabilities are classified as current, as there is no unconditional right to defer settlement for at least 12 months after the end of the reporting period.
actual settlement of the liabilities is expected to occur as follows:

	Note	2025	2024
Amounts are expected to be settled on the following basis:		$	$
Less than 12 months after the reporting date		245,111	561,349
More than 12 months from reporting date		86,241	46,003
		331,352	607,352

MATERIAL ACCOUNTING POLICIES

Employee benefits

The Shire's obligations for employees' annual leave, long service leave and other employee leave entitlements are recognised as employee related provisions in the Statement of Financial Position.

Short-term employee benefits

Provision is made for the Shire's obligations for short-term employee benefits. Short-term employee benefits are benefits (other than termination benefits) that are expected to be settled wholly before 12 months after the end of the annual reporting period in which the employees render the related service, including wages, salaries and sick leave. Short-term employee benefits are measured at the (undiscounted) amounts expected to be paid when the obligation is settled.

The Shire's obligations for short-term employee benefits such as wages, salaries and sick leave are recognised as a part of current trade and other payables in the statement of financial position.

Other long-term employee benefits

Long-term employee benefits provisions are measured at the present value of the expected future payments to be made to employees. Expected future payments incorporate anticipated future wage and salary levels, durations of service and employee departures and are discounted at rates determined by reference to market yields at the end of the reporting period on government bonds that have maturity dates that approximate the terms of the obligations. Any remeasurements for changes in assumptions of obligations for other long-term employee benefits are recognised in profit or loss in the periods in which the changes occur.

The Shire's obligations for long-term employee benefits are presented as non-current provisions in its statement of financial position, except where the Shire does not have an unconditional right to defer settlement for at least 12 months after the end of the reporting period, in which case the obligations are presented as current provisions.

16. REVALUATION SURPLUS

	2025 Opening Balance	Total Movement on Revaluation	2025 Closing Balance	2024 Opening Balance	Total Movement on Revaluation	2024 Closing Balance
	$	$	$	$	$	$
Revaluation surplus - Land - freehold land	7,383,729	0	7,383,729	7,383,729	0	7,383,729
Revaluation surplus - Buildings	14,647,586	0	14,647,586	14,647,586	0	14,647,586
Revaluation surplus - Furniture and equipment	639,238	0	639,238	639,238	0	639,238
Revaluation surplus - Plant and equipment	1,159,031	0	1,159,031	1,159,031	0	1,159,031
Revaluation surplus - Infrastructure - roads	35,463,268	0	35,463,268	35,463,268	0	35,463,268
Revaluation surplus - Infrastructure - footpaths	858,672	0	858,672	858,672	0	858,672
Revaluation surplus - Infrastructure - bridges	34,185,299	0	34,185,299	34,185,299	0	34,185,299
Revaluation surplus - Infrastructure - drainage	21,699,497	0	21,699,497	21,699,497	0	21,699,497
Revaluation surplus - Infrastructure - parks & recreation	126,013	0	126,013	126,013	0	126,013
Revaluation surplus - Infrastructure - infrastructure other	2,848,883	0	2,848,883	2,848,883	0	2,848,883
	119,011,216	0	119,011,216	119,011,216	0	119,011,216

17 NOTES TO THE STATEMENT OF CASH FLOWS

(a) Reconciliation of Cash

For the purposes of the Statement of Cash Flows, cash includes cash and cash equivalents, net of outstanding bank overdrafts. Cash at the end of the reporting period is reconciled to the related items in the Statement of Financial Position as follows:

	Note	2025 Actual	2024 Actual
		$	$
Cash and cash equivalents	3	6,272,230	6,856,778
Restrictions			
The following classes of financial assets have restrictions imposed by regulations or other externally imposed requirements which limit or direct the purpose for which the resources may be used:			
- Cash and cash equivalents	3	2,862,184	2,824,713
		2,862,184	2,824,713
The restricted financial assets are a result of the following specific purposes to which the assets may be used:			
Restricted reserve accounts	26	2,698,946	2,657,241
Contract liabilities	13	163,238	123,970
Capital grant liabilities	13	0	43,502
Total restricted financial assets		2,862,184	2,824,713

(b) Reconciliation of Net Result to Net Cash Provided By Operating Activities

Net result		(2,206,024)	1,331,998
Non-cash items:			
Adjustments to fair value of financial assets at fair value through profit or loss		0	(1,261)
Depreciation/amortisation		4,766,126	4,174,404
(Profit)/loss on sale of asset		22,888	(342)
Changes in assets and liabilities:			
(Increase)/decrease in trade and other receivables		199,687	(480,050)
(Increase)/decrease in right of use assets		307,320	31,926
(Increase)/decrease in inventories		30,174	(42,092)
Increase/(decrease) in trade and other payables		125,326	793,109
Increase/(decrease) in employee related provisions		(276,000)	(167,671)
Increase/(decrease) in leases		(315,207)	(137,368)
Increase/(decrease) in other liabilities		200,700	(267,931)
Capital grants, subsidies and contributions		(1,900,540)	(2,493,290)
Net cash provided by/(used in) operating activities		954,450	2,741,432

(c) Undrawn Borrowing Facilities

Credit Standby Arrangements		
Bank overdraft limit	700,000	700,000
Bank overdraft at balance date	0	0
Credit card limit	36,000	31,000
Credit card balance at balance date	7,336	6,076
Total amount of credit unused	743,336	737,076
Loan facilities		
Loan facilities - current	295,769	287,013
Loan facilities - non-current	4,361,149	4,656,919
Total facilities in use at balance date	4,656,918	4,943,932
Unused loan facilities at balance date	NIL	NIL

18 CONTINGENT LIABILITIES

The Shire was prosecuted for a Breach of the Aboriginal Heritage Act due to remedial bridge works undertaken. The Court found the Shire guilty and the Shire was fined $7,000.
The penalty was deferred subject to a good behavior bond for 12 months.

19 CAPITAL COMMITTEMENTS

There were no capital comitments as at the reporting date.

20 RELATED PARTY TRANSACTIONS

(a) Elected Member Remuneration

Fees, expenses and allowances to be paid or reimbursed to elected council members.	Note	2025 Actual	2025 Budget	2024 Actual
		$	$	$
President's annual allowance		33,990	33,990	38,535
President's meeting attendance fees		23,311	23,311	31,757
President's annual allowance for ICT expenses		1,000	1,000	2,000
President's travel and accommodation expenses		0		293
		58,301	58,301	72,585
Deputy President's annual allowance		8,498	8,498	8,170
Deputy President's meeting attendance fees		15,054	15,054	14,415
Deputy President's annual allowance for ICT expenses		1,000	1,000	1,000
		24,552	24,552	23,585
All other council member's meeting attendance fees		75,270	75,270	62,316
All other council member's annual allowance for ICT expenses		5,000	5,000	4,250
		80,270	80,270	66,566
	20(b)	163,123	163,123	162,736

(b) Key Management Personnel (KMP) Compensation

The total of compensation paid to KMP of the Shire during the year are as follows:				
Short-term employee benefits		1,197,524		972,839
Post-employment benefits		49,022		101,867
Employee - other long-term benefits		18,534		86,438
Employee - termination benefits		44,450		0
Council member costs	20(a)	163,123		162,736
		1,472,653		1,323,880

Short-term employee benefits
These amounts include all salary and fringe benefits awarded to KMP except for details in respect to fees and benefits paid to council members which may be separately found in the table above.

Post-employment benefits
These amounts are the current-year's cost of the Shire's superannuation contributions made during the year.

Other long-term benefits
These amounts represent annual leave and long service leave entitlements accruing during the year.

Council member costs
These amounts represent payments of member fees, expenses, allowances and reimbursements during the year.

Transactions with related parties

Transactions between related parties and the Shire are on normal commercial terms and conditions, no more favourable than those available to other parties, unless otherwise stated.

No outstanding balances or provisions for doubtful debts or guarantees exist in relation to related parties at year end.

There is no related parties transactions during the year

i. Key management personnel
Any person(s) having authority and responsibility for planning, directing and controlling the activities of the Shire, directly or indirectly, including any council member, are considered key management personnel.

ii. Other Related Parties
Other than normal citizen type transactions with the shire, there were no other related parties transactions involving key management personnel during the year.

21 EVENTS OCCURRING AFTER THE END OF THE REPORTING PERIOD

No events occurred after the end of the reporting period which would have any material effect on the annual reports.

22 OTHER MATERIAL ACCOUNTING POLICIES

a) Goods and services tax (GST)
Revenues, expenses and assets are recognised net of the amount of GST, except where the amount of GST incurred is not recoverable from the Australian Taxation Office (ATO).

Receivables and payables are stated inclusive of GST receivable or payable. The net amount of GST recoverable from, or payable to, the ATO is included with receivables or payables in the statement of financial position.

Cash flows are presented on a gross basis. The GST components of cash flows arising from investing or financing activities which are recoverable from, or payable to, the ATO are presented as operating cash flows.

b) Current and non-current classification
The asset or liability is classified as current if it is expected to be settled within the next 12 months, being the Shire's operational cycle. In the case of liabilities where the Shire does not have the unconditional right to defer settlement beyond 12 months, such as vested long service leave, the liability is classified as current even if not expected to be settled within the next 12 months. Inventories held for trading are classified as current or non-current based on the Shire's intentions to release for sale.

c) Rounding off figures
All figures shown in this annual financial report, other than a rate in the dollar, are rounded to the nearest dollar. Amounts are presented in Australian Dollars.

d) Comparative figures
Where required, comparative figures have been adjusted to conform with changes in presentation for the current financial year.

When the Shire applies an accounting policy retrospectively, makes a retrospective restatement or reclassifies items in its financial statements that has a material effect on the statement of financial position, an additional (third) Statement of Financial Position as at the beginning of the preceding period in addition to the minimum comparative financial report is presented.

e) Budget comparative figures
Unless otherwise stated, the budget comparative figures shown in this annual financial report relate to the original budget estimate for the relevant item of disclosure.

f) Superannuation
The Shire contributes to a number of Superannuation Funds on behalf of employees. All funds to which the Shire contributes are defined contribution plans.

g) Fair value of assets and liabilities
Fair value is the price that the Shire would receive to sell the asset or would have to pay to transfer a liability, in an orderly (i.e. unforced) transaction between independent, knowledgeable and willing market participants at the measurement date.

As fair value is a market-based measure, the closest equivalent observable market pricing information is used to determine fair value. Adjustments to market values may be made having regard to the characteristics of the specific asset or liability. The fair values of assets that are not traded in an active market are determined using one or more valuation techniques. These valuation techniques maximise, to the extent possible, the use of observable market data.

To the extent possible, market information is extracted from either the principal market for the asset or liability (i.e. the market with the greatest volume and level of activity for the asset or liability) or, in the absence of such a market, the most advantageous market available to the entity at the end of the reporting period (i.e. the market that maximises the receipts from the sale of the asset after taking into account transaction costs and transport costs).

For non-financial assets, the fair value measurement also takes into account a market participant's ability to use the asset in its highest and best use or to sell it to another market participant that would use the asset in its highest and best use.

h) Interest revenue
Interest revenue is calculated by applying the effective interest rate to the gross carrying amount of a financial asset measured at amortised cost except for financial assets that subsequently become credit-impaired. For credit-impaired financial assets the effective interest rate is applied to the net carrying amount of the financial asset (after deduction of the loss allowance).

i) Fair value hierarchy
AASB 13 Fair Value Measurement requires the disclosure of fair value information by level of the fair value hierarchy, which categorises fair value measurement into one of three possible levels based on the lowest level that an input that is significant to the measurement can be categorised into as follows:

Level 1
Measurements based on quoted prices (unadjusted) in active markets for identical assets or liabilities that the entity can access at the measurement date.

Level 2
Measurements based on inputs other than quoted prices included in Level 1 that are observable for the asset or liability, either directly or indirectly.

Level 3
Measurements based on unobservable inputs for the asset or liability.

The fair values of assets and liabilities that are not traded in an active market are determined using one or more valuation techniques. These valuation techniques maximise, to the extent possible, the use of observable market data. If all significant inputs required to measure fair value are observable, the asset or liability is included in Level 2. If one or more significant inputs are not based on observable market data, the asset or liability is included in Level 3.

Valuation techniques
The Shire selects a valuation technique that is appropriate in the circumstances and for which sufficient data is available to measure fair value. The availability of sufficient and relevant data primarily depends on the specific characteristics of the asset or liability being measured. The valuation techniques selected by the Shire are consistent with one or more of the following valuation approaches:

Market approach
Valuation techniques that use prices and other relevant information generated by market transactions for identical or similar assets or liabilities.

Income approach
Valuation techniques that convert estimated future cash flows or income and expenses into a single discounted present value.

Cost approach
Valuation techniques that reflect the current replacement cost of the service capacity of an asset.

Each valuation technique requires inputs that reflect the assumptions that buyers and sellers would use when pricing the asset or liability, including assumptions about risks. When selecting a valuation technique, the Shire gives priority to those techniques that maximise the use of observable inputs and minimise the use of unobservable inputs. Inputs that are developed using market data (such as publicly available information on actual transactions) and reflect the assumptions that buyers and sellers would generally use when pricing the asset or liability are considered observable, whereas inputs for which market data is not available and therefore are developed using the best information available about such assumptions are considered unobservable.

j) Impairment of assets
In accordance with Australian Accounting Standards the Shire's assets, other than inventories, are assessed at each reporting date to determine whether there is any indication they may be impaired.

Where such an indication exists, an impairment test is carried out on the asset by comparing the recoverable amount of the asset, being the higher of the asset's fair value less costs to sell and value in use, to the asset's carrying amount except for non-financial assets that are:
- land and buildings classified as property, plant and equipment;
- infrastructure; or
- vested improvements that the local government controls, in circumstances where there has been an impairment indication of a general decrease in asset values.

These non-financial assets are assessed in accordance with the regulatory framework detailed in Note 10.

Any excess of the asset's carrying amount over its recoverable amount is recognised immediately in profit or loss, unless the asset is carried at a revalued amount in accordance with another Standard (e.g. AASB 116 *Property, Plant and Equipment*) whereby any impairment loss of a revalued asset is treated as a revaluation decrease in accordance with that other Standard.

SHIRE OF TOODYAY
NOTES TO AND FORMING PART OF THE FINANCIAL REPORT
FOR THE YEAR ENDED 30 JUNE 2025

23. RATING INFORMATION

(a) General Rates

RATE TYPE Rate Description	Basis of valuation	Rate in $	Number of Properties	2024/25 Actual Rateable Value*	2024/25 Actual Rate Revenue	2024/25 Actual Interim Rates	2024/25 Actual Total Revenue	2024/25 Budget Rate Revenue	2024/25 Budget Interim Rate	2024/25 Budget Total Revenue	2023/24 Actual Total Revenue
				$	$	$	$	$	$	$	$
GRV Residential	Gross rental valuation	0.119901	611	11,151,582	1,337,086	19,390	1,356,476	1,337,086	0	1,337,086	1,211,785
GRV Commercial	Gross rental valuation	0.151495	27	1,487,197	225,303	(843)	224,460	225,303	0	225,303	213,539
GRV Industrial	Gross rental valuation	0.122266	22	530,277	64,835	0	64,835	64,835	0	64,835	59,876
GRV Rural	Gross rental valuation	0.115210	118	2,073,380	238,874	0	238,874	238,874	0	238,874	214,180
GRV Rural Residential	Gross rental valuation	0.110213	1,025	18,609,800	2,051,042	6,504	2,057,546	2,051,042	0	2,051,042	1,888,008
UV General (Inc Mining)	Unimproved valuation	0.012213	481	107,428,000	1,312,018	3,143	1,315,161	1,312,018	0	1,312,018	1,244,053
UV Rural	Unimproved valuation	0.006107	185	283,468,000	1,731,139	3,540	1,734,679	1,731,139	0	1,731,139	1,672,688
Total general rates			2,469	424,748,236	6,960,297	31,734	6,992,031	6,960,297	0	6,960,297	6,504,129
		Minimum Payment $									
Minimum payment											
GRV Residential	Gross rental valuation	1,460	195	908,809	284,700	0	284,700	284,700	0	284,700	293,290
GRV Commercial	Gross rental valuation	1,460	5	25,490	7,300	0	7,300	7,300	0	7,300	8,340
GRV Industrial	Gross rental valuation	1,460	8	43,200	11,680	0	11,680	11,680	0	11,680	12,510
GRV Rural	Gross rental valuation	1,460	25	228,830	36,500	0	36,500	36,500	0	36,500	44,480
GRV Rural Residential	Gross rental valuation	1,460	386	2,515,395	563,560	0	563,560	563,560	0	563,560	553,220
UV General (Inc Mining)	Unimproved valuation	1,460	103	5,495,548	150,380	0	150,380	150,380	0	150,380	164,020
UV Rural	Unimproved valuation	1,460	25	3,845,500	36,500	0	36,500	36,500	0	36,500	27,800
Total minimum payments			747	13,062,772	1,090,620	0	1,090,620	1,090,620	0	1,090,620	1,103,660
Total general rates and minimum payments			3,216	437,811,008	8,050,917	31,734	8,082,651	8,050,917	0	8,050,917	7,607,789
Concessions							(20,019)			(26,250)	(20,239)
Total Rates							8,062,632			8,024,667	7,587,550

(b) Rates Related Information

Rate instalment interest							13,885			13,430	12,785
Rate overdue interest							76,941			81,880	83,717

The rate revenue was recognised from the rate record as soon as practicable after the Shire resolved to impose rates in the financial year as well as when the rate record was amended to ensure the information in the record was current and correct.

*Rateable Value at time of raising of rate.

SHIRE OF TOODYAY
NOTES TO AND FORMING PART OF THE FINANCIAL REPORT
FOR THE YEAR ENDED 30 JUNE 2025

24. DETERMINATION OF SURPLUS OR DEFICIT

	Note	2024/25 (30 June 2025 Carried Forward)	2024/25 Budget (30 June 2025 Carried Forward)	2024/25 (1 July 2024 Brought Forward)	2023/24 (30 June 2024 Carried Forward
		$	$	$	$
(a) Non-cash amounts excluded from operating activities					
The following non-cash revenue or expenditure has been excluded from amounts attributable to operating activities within the Statement of Financial Activity in accordance with *Financial Management Regulation 32*.					
Adjustments to operating activities					
Less: Profit on asset disposals		(53,713)	0	0	(10,733)
Less: Movement in liabilities associated with restricted cash		316,238	0	0	(167,740)
Less: Fair value adjustments to financial assets at fair value through profit or loss		0	0	0	(1,261)
Less correction to lease liability		37,445	0	0	(6,849)
Add: Loss on disposal of assets		76,601	0	0	10,391
Add: Depreciation	10(a)	4,688,696	3,813,166	3,813,167	4,174,404
Add: Depreciation on leases		77,430	0	0	0
Add: Correction of cash suspense and negative WIP to Equity			0	0	0
Non-cash movements in non-current assets and liabilities:					
Pensioner deferred rates		7,032	0	0	17,231
Employee benefit provisions		40,238	0	0	9,924
Non-cash amounts excluded from operating activities		5,189,967	3,813,166	3,813,167	4,025,367
(b) Non-cash amounts excluded from investing activities					
The following non-cash revenue or expenditure has been excluded from amounts attributable to investing activities within the Statement of Financial Activity in accordance with *Financial Management Regulation 32*.					
Adjustments to investing activities					
Right of use assets remeasurement - non cash	11(a)	228,996	247,680	0	0
Non-cash amounts excluded from investing activities		228,996	247,680	0	0
(c) Non-cash amounts excluded from financing activities					
The following non-cash revenue or expenditure has been excluded from amounts attributable to financing activities within the Statement of Financial Activity in accordance with *Financial Management Regulation 32*.					
Adjustments to financing activities					
Non cash proceeds from new leases	25(b)	0	0	0	(423,597)
Non-cash amounts excluded from financing activities		0	0	0	(423,597)
(d) Surplus or deficit after imposition of general rates					
The following current assets and liabilities have been excluded from the net current assets used in the Statement of Financial Activity in accordance with *Financial Management Regulation 32* to agree to the surplus/(deficit) after imposition of general rates.					
Adjustments to net current assets					
Less: Reserve accounts	26	(2,698,946)	(2,314,163)	(2,552,224)	(2,657,241)
Less: Current assets not expected to be received at end of year					
Add: Current liabilities not expected to be cleared at end of year					
- Current portion of borrowings	14	295,769	295,769	287,014	287,013
- Current portion of lease liabilities	11(b)	47,778	439,672	226,063	152,728
- Current portion of employee benefit provisions		245,111	331,352	266,042	266,042
Current portion of adjustments to net current assets		(2,110,288)	(1,247,370)	(1,773,105)	(1,951,458)
Net current assets used in the Statement of Financial Activity					
Total current assets		8,341,176	2,000,000	6,196,697	9,149,448
Less: Total current liabilities		(3,816,018)	(504,950)	(1,619,980)	(4,140,200)
Less: Total adjustments to net current assets		(2,110,288)	(1,247,370)	(1,773,105)	(1,951,458)
Surplus or deficit after imposition of general rates		2,414,870	247,680	2,803,612	3,057,790

SHIRE OF TOODYAY
NOTES TO AND FORMING PART OF THE FINANCIAL REPORT
FOR THE YEAR ENDED 30 JUNE 2025

25. BORROWING AND LEASE LIABILITIES

(a) Borrowings

		Actual							Budget			
Purpose	Note	Principal at 1 July 2023	New Loans During 2023-24	Principal Repayments During 2023-24	Principal at 30 June 2024	New Loans During 2024-25	Principal Repayments During 2024-25	Principal at 30 June 2025	Principal at 1 July 2024	New Loans During 2024-25	Principal Repayments During 2024-25	Principal at 30 June 2025
		$	$	$	$	$	$	$	$	$	$	$
Loan 67 - Library Upgrade		50,504	0	(50,504)	0	0		0	0	0	0	0
Loan 71 - Depot stage 2		477,150	0	(49,503)	427,647	0	(51,730)	375,917	558,784	0	(51,730)	507,054
Loan 72 - Land Rec Purpose		608,288	0	(187,815)	420,473	0	(43,114)	377,359	3,949,228	0	(192,170)	3,757,058
Loan 75B - Recreation Precinct		4,137,042	0	(41,230)	4,095,812	0	(192,170)	3,903,642	435,919	0	(43,114)	392,805
Total		5,272,984	0	(329,052)	4,943,932	0	(287,014)	4,656,918	4,943,931	0	(287,014)	4,656,917
Total Borrowings	14	5,272,984	0	(329,052)	4,943,932	0	(287,014)	4,656,918	4,943,931	0	(287,014)	4,656,917

All loan repayments were financed by general purpose revenue.

Borrowing Finance Cost Payments

Purpose	Loan Number	Institution	Interest Rate	Date final payment is due	Actual for year ending 30 June 2025	Budget for year ending 30 June 2025	Actual for year ending 30 June 2024
					$	$	$
Loan 67 - Library Upgrade	67	WATC*	6.60%	21/06/2024	0	0	(2,422)
Loan 72 - Land Rec Purpose	72	WATC*	4.50%	14/12/2032	(26,624)	(24,297)	(21,010)
Loan 75B - Recreation Precinct	75B	WATC*	2.30%	24/05/2033	(20,047)	(89,948)	(94,199)
Loan 71 - Depot stage 2	71	WATC*	4.50%	23/06/2041	(89,842)	(19,222)	(26,285)
Total Finance Cost Payments					(136,513)	(133,467)	(143,916)

* WA Treasury Corporation

SHIRE OF TOODYAY
NOTES TO AND FORMING PART OF THE FINANCIAL REPORT
FOR THE YEAR ENDED 30 JUNE 2025

(b) Lease Liabilities

		Actual							Budget			
Purpose	Note	Principal at 1 July 2023	New Leases During 2023-24	Principal Repayments During 2023-24	Principal at 30 June 2024	New Leases During 2024-25	Principal Repayments During 2024-25	Principal at 30 June 2025	Principal at 1 July 2024	New Leases During 2024-25	Principal Repayments During 2024-25	Principal at 30 June 2025
		$	$	$	$	$	$	$	$	$	$	$
Komatsu WA320-6 Front End Loader		97,380	0	(48,182)	49,198	0	(49,198)	0	49,198	0	(49,198)	0
Komatsu GD655-5		0	0	0	0	0	0	0	0	0	0	0
Computer Equipment		0	0	0	0	0	0	0	0	247,680	(63,274)	184,406
Solar Library and Depot		6,720	0	(5,021)	1,699	0	(1,699)	0	1,699	0	0	1,699
Hino FS2844 Tipper		0	217,271	(29,386)	187,885	0	(187,885)	0	187,885	0	(59,000)	128,885
Hino Prime Mover		0	206,326	(28,234)	178,092	0	(53,626)	124,466	178,092	0	(51,152)	126,940
Wacker Neuson Vibrating Roller		49,343	0	(26,545)	22,798	0	(22,798)	0	22,798	0	(25,056)	(2,258)
Total Lease Liabilities	11(b)	153,443	423,597	(137,368)	439,672	0	(315,206)	124,466	439,672	247,680	(247,680)	439,672

Lease Finance Cost Payments

Purpose	Lease Number	Institution	Interest Rate	Date final payment is due	Actual for year ended 30 June 2025	Budget for year ended 30 June 2025	Actual for year ended 30 June 2024	Lease Term
					$	$	$	
Loader		Gear Select	1.50%	24/07/2025	(558)	not available	(1,574)	60 months
Komatsu GD655-5		CNHI Capital	4.30%	30/06/2025	(37,317)	not available	0	60 months
Solar Library and Depot		SHG-Meridian	2.20%	18/10/2024	(8)	not available	(97)	84 months
Hino FS2844 Tipper		Komatsu	1.50%	9/10/2028	(74,398)	not available	(7,625)	60 months
Hino Prime Mover		Komatsu	2.10%	22/08/2028	(7,986)	not available	(6,849)	60 months
Wacker Neuson Vibrating Roller		WOBM	2.10%	27/06/2025	(171)	not available	(600)	60 months
Total Finance Cost Payments					(120,438)	0	(16,745)	

SHIRE OF TOODYAY
NOTES TO AND FORMING PART OF THE FINANCIAL REPORT
FOR THE YEAR ENDED 30 JUNE 2025

26. RESERVE ACCOUNTS

	2025 Actual Opening Balance	2025 Actual Transfer to	2025 Actual Transfer (from)	2025 Actual Closing Balance	2025 Budget Opening Balance	2025 Budget Transfer to	2025 Budget Transfer (from)	2025 Budget Closing Balance	2024 Actual Opening Balance	2024 Actual Transfer to	2024 Actual Transfer (from)	2024 Actual Closing Balance
	$	$	$	$	$	$	$	$	$	$	$	$
Restricted by council												
(a) Employment entitlement reserve	266,042	3,491	0	269,533	266,043	0	0	266,043	256,118	9,924	0	266,042
(b) Asset development reserve	634,983	8,333	(186,845)	456,471	634,981	0	(200,000)	434,981	612,919	22,064	0	634,983
(c) CCTV reserve	28,804	378	0	29,182	28,804	0	0	28,804	27,803	1,001	0	28,804
(d) Emergency management reserve	80,040	1,050	0	81,090	80,040	0	0	80,040	77,259	2,781	0	80,040
(e) Newcastle footbridge & pedestrian overpass reserve	46,070	605	0	46,675	46,070	0	0	46,070	44,469	1,601	0	46,070
(f) Heritage reserve	11,860	156	0	12,016	11,860	0	(10,000)	1,860	11,448	412	0	11,860
(g) Information technology reserve	22,686	298	0	22,984	22,686	0	0	22,686	22,578	108	0	22,686
(h) Plant reserve	151,465	485,085	(249,946)	386,604	161,466	0	0	161,466	155,855	5,610	(10,000)	151,465
(i) Recreation development reserve	281,047	13,676	0	294,723	271,047	10,000	0	281,047	261,629	19,418	0	281,047
(j) Refuse reserve	122,560	1,608	0	124,168	122,560	0	0	122,560	118,301	4,259	0	122,560
(k) Road contributions reserve	395,830	5,194	0	401,024	395,812	60,000	(64,280)	391,532	382,081	63,749	(50,000)	395,830
(l) Strategic access reserve	401,766	5,211	(99,330)	307,647	351,766	0	(173,781)	177,985	339,521	62,245	0	401,766
(m) Drainage and sewerage reserve	157,332	2,040	0	159,372	137,333	0	0	137,333	132,560	24,772	0	157,332
(n) Biosecurity reserve	6,036	73	0	6,109	1,036	0	0	1,036	1,000	5,036	0	6,036
(o) Roads reserve	45,720	50,568	0	96,288	20,720	50,000	0	70,720	20,000	25,720	0	45,720
(p) Buildings reserve	5,000	60	0	5,060	0	0	0	0	0	5,000	0	5,000
(q) Unallocated interest	0	0	0	0	0	90,000	0	90,000	0	0	0	0
	2,657,241	577,826	(536,121)	2,698,946	2,552,224	210,000	(448,061)	2,314,163	2,463,541	253,700	(60,000)	2,657,241

All reserves are supported by cash and cash equivalents and financial assets at amortised cost and are restricted within equity as Reserve accounts.

In accordance with council resolutions or adopted budget in relation to each reserve account, the purpose for which the reserves are set aside and their anticipated date of use are as follows:

Name of reserve account	Purpose of the reserve account
Restricted by council	
(a) Employment entitlement reserve	Funds set aside to provide payments for employee entitlement liabilities
(b) Asset development reserve	Funds set aside for the future purchase and/or development of assets
(c) CCTV reserve	Funds set aside for the replacement, expansion and maintance of CCTV
(d) Emergency management reserve	Funds set aside to assist in emergency management and recovery
(e) Newcastle footbridge & pedestrian overpass reserve	Funds set aside for the maintenance and upkeep of the Newcastle Footbridge and the Duke Street Pedestrian Overpass
(f) Heritage reserve	Funds set aside for the preservation and/or purchase of build heritage assets of significance within the Shire of Toodyay
(g) Information technology reserve	Funds set aside for the replacement and maintenance of computer hardware
(h) Plant reserve	Funds set aside for the ongoing upgrade and replacement of Council owned fleet
(i) Recreation development reserve	Funds set aside for the development of recreational facilities
(j) Refuse reserve	Funds set aside for the development and maintenance of the Shire of Toodyay Waste Transfer Station
(k) Road contributions reserve	Funds set aside from contributions given towards particular roads to assist in the ongoing maintenance and preservation of these roads These funds cannot be used on roads other than those identified in the contribution
(l) Strategic access reserve	Funds set aside for the implementation and maintenance of strategic access and egress tracks on reserves
(m) Drainage and sewerage reserve	Funds set aside for drainage improvements
(n) Biosecurity reserve	Funds set aside for biosecurity risks
(o) Roads reserve	Funds set aside to fund future road maintenance, renewals and upgrades
(p) Buildings reserve	Funds set aside to fund the contruction and purchase of council buildings

27. TRUST FUNDS

Funds held at balance date which are required to be held in trust and which are not included in the financial statements are as follows:

	1 July 2024	Amounts Received	Amounts Paid	30 June 2025
	$	$	$	$
Rehabilitation bonds	844,166	0	(844,166)	0
Landscaping bonds	9,592	0	(9,592)	0
Landfill bonds	333,776	0	(333,776)	0
	1,187,534	0	(1,187,534)	0

28. CORRECTION OF ERROR

Balances relating to the 2024 comparative year have been amended due to the correction of prior period errors. These errors have been adjusted below in accordance with the requirements of AASB 108 *Accounting Policies, Changes in Accounting Estimates and Errors*.

-Revenue and Expenditure for the period ended 30 June 2024 reported incorrect balances and these have been corrected in the comparitives.
-Cash at Bank for period ending 30 June 2024 did not include funds held on behalf of other parties as it was treated as Trust Funds. The treatment has been corrected by treating these funds as Cash and cash equivalents and recognising the liability as Other liabilities.
-Property Plant and Equipment, Trade and other Payables and Employee related provisions where incorrectly stated at the 30 June 2024 due to using inaccurate information when preparing the accounts in 2024. The corrections reflect the correct balances
-Retained Earnings has been admended to reflect the net movement of the Statement of Financial Position.

Statement of Financial Position (Extract)	30 June 2024 $	Increase/ (Decrease) $	30 June 2024 (Restated) $	30 June 2023 $	Increase/ (Decrease) $	30 June 2023 (Restated) $
Cash and cash equivalents	5,716,796	1,139,982	6,856,778	0	0	0
trade and other recievables	2,160,474	(362)	2,160,112	0	0	0
Property, plant and equipment	41,018,748	(790,238)	40,228,510	41,971,538	16,719	41,988,257
Infrastructure	154,246,257	(1,400,048)	152,846,209	150,407,483	467,195	150,874,678
Trade and other payables	(1,932,070)	433,203	(1,498,867)	0	0	0
Other liabilities	(123,970)	(1,516,273)	(1,640,243)	0	0	0
Net assets	196,051,166	(2,133,735)	193,917,431	191,783,696	483,914	192,267,610
Retained earnings	74,382,710	(2,133,736)	72,248,974	70,908,312	202,360	71,110,672
Total equity	196,051,167	(2,133,736)	193,917,431	192,383,069	202,364	192,585,433

Statement of Comprehensive Income (Extract)	2024 $	Increase/ (Decrease) $	2024 (Restated) $
By Nature or Type			
Revenue			
Rates	7,589,010	(1,460)	7,587,550
Fees and charges	1,684,102	8,443	1,692,545
Other Revenue	343,905	45,748	389,653
Expenditure			
Materials and Contracts	(4,480,521)	108,665	(4,371,856)
Finance Costs	(143,916)	(106,857)	(250,773)
Depreciation	(1,783,765)	(2,390,635)	(4,174,400)
Net result for the period	3,668,094	2,336,096	1,331,998
Total comprehensive income for the period	3,668,094	2,336,096	1,331,998

Cashflows from Operating Activities (Extract)	2024 $	Increase/ (Decrease) $	2024 (Restated) $
Cash At beginning of year	5,617,913	1,099,982	6,717,895

Auditor General

INDEPENDENTAUDITOR'S REPORT

2025

Shire of Toodyay

To the Council of the Shire of Toodyay

Qualified Opinion

I have audited the financial report of the Shire of Toodyay (Shire) which comprises:

- the statement of financial position as at 30 June 2025, the statement of comprehensive income, statement of changes in equity, statement of cash flows and statement of financial activity for the year then ended
- notes comprising a summary of material accounting policies and other explanatory information.

In my opinion, except for the possible effects of the matter described in the Basis for Qualified Opinion section of my report, the financial report is:

- is based on proper accounts and records
- presents fairly, in all material respects, the results of the operations of the Shire for the year ended 30 June 2025 and its financial position at the end of that period; and
- is in accordance with the *Local Government Act 1995* (the Act) and, to the extent that they are not inconsistent with the Act, Australian Accounting Standards.

Basis for Qualified Opinion

Financial report comparative information not supported with complete and accurate underlying records

I was unable to obtain sufficient and appropriate audit evidence regarding the prior year financial report, as the financial report was submitted for audit purposes without complete and accurate underlying records. My opinion on the financial report for the year ended 30 June 2024 was modified accordingly. My opinion on the current year financial report is also modified because of the possible effect of this matter on the comparability of the current year's figures and the corresponding figures.

Cash and cash equivalents

The Shire's bank reconciliation as at 30 June 2025 included an unreconciled balance of $22,991. I was unable to confirm this figure by alternative means and consequently was unable to determine whether any adjustments were necessary on Cash and cash equivalents as at 30 June 2025.

Restatement of corresponding figures

I was unable to obtain sufficient and appropriate audit evidence for the restatement of corresponding figures as set out in Note 28. I was unable to confirm these restatements by alternative means and consequently was unable to determine whether any adjustments were necessary to Note 28. In addition, Note 28 does not comply with the disclosure requirements of AASB 108 *Accounting Policies, Changes in Accounting Estimates and Errors*, and it did not

include all corrected line items in the statement of cash flow and the statement of financial activity.

I conducted my audit in accordance with Australian Auditing Standards. My responsibilities under those standards are further described in the Auditor's responsibilities for the audit of the financial report section below.

I believe that the audit evidence I have obtained is sufficient and appropriate to provide a basis for my opinion.

Other information

The Chief Executive Officer (CEO) is responsible for the preparation and the Council for overseeing the other information. The other information is the information in the entity's annual report for the year ended 30 June 2025, but not the financial report and my auditor's report.

My opinion on the financial report does not cover the other information and accordingly, I do not express any form of assurance conclusion thereon.

In connection with my audit of the financial report, my responsibility is to read the other information and, in doing so, consider whether the other information is materially inconsistent with the financial report or my knowledge obtained in the audit or otherwise appears to be materially misstated.

If, based on the work I have performed, I conclude that there is a material misstatement of this other information, I am required to report that fact. I did not receive the other information prior to the date of this auditor's report. When I do receive it, I will read it and if I conclude that there is a material misstatement in this information, I am required to communicate the matter to the CEO and Council and request them to correct the misstated information. If the misstated information is not corrected, I may need to retract this auditor's report and re-issue an amended report.

Responsibilities of the Chief Executive Officer and Council for the financial report

The Chief Executive Officer (CEO) of the Shire is responsible for:

- keeping proper accounts and records
- preparation and fair presentation of the financial report in accordance with the requirements of the Act, the Regulations and Australian Accounting Standards
  managing internal control as required by the CEO to ensure the financial report is free from material misstatement, whether due to fraud or error.

In preparing the financial report, the CEO is responsible for:

- assessing the Shire's ability to continue as a going concern
- disclosing, as applicable, matters related to going concern
- using the going concern basis of accounting unless the State Government has made decisions affecting the continued existence of the Shire.

The Council is responsible for overseeing the Shire's financial reporting process.

Auditor's responsibilities for the audit of the financial report

As required by the *Auditor General Act 2006*, my responsibility is to express an opinion on the financial report. The objectives of my audit are to obtain reasonable assurance about whether the financial report as a whole is free from material misstatement, whether due to fraud or error, and to issue an auditor's report that includes my opinion. Reasonable assurance is a high level of

assurance but is not a guarantee that an audit conducted in accordance with Australian Auditing Standards will always detect a material misstatement when it exists.

Misstatements can arise from fraud or error and are considered material if, individually or in the aggregate, they could reasonably be expected to influence the economic decisions of users taken on the basis of the financial report. The risk of not detecting a material misstatement resulting from fraud is higher than for one resulting from error, as fraud may involve collusion, forgery, intentional omissions, misrepresentations or the override of internal control.

A further description of my responsibilities for the audit of the financial report is located on the Auditing and Assurance Standards Board website. This description forms part of my auditor's report and can be found at https://www.auasb.gov.au/auditors_responsibilities/ar4.pdf.

My independence and quality management relating to the report on the financial report

I have complied with the independence requirements of the *Auditor General Act 2006* and the relevant ethical requirements relating to assurance engagements. In accordance with ASQM 1 *Quality Management for Firms that Perform Audits or Reviews of Financial Reports and Other Financial Information, or Other Assurance or Related Services Engagements*, the Office of the Auditor General maintains a comprehensive system of quality management including documented policies and procedures regarding compliance with ethical requirements, professional standards and applicable legal and regulatory requirements.

Matters relating to the electronic publication of the audited financial report

This auditor's report relates to the financial report of the Shire of Toodyay for the year ended 30 June 2025 included in the annual report on the Shire's website. The Shire's management is responsible for the integrity of the Shire's website. This audit does not provide assurance on the integrity of the Shire's website. The auditor's report refers only to the financial report. It does not provide an opinion on any other information which may have been hyperlinked to/from the annual report. If users of the financial report are concerned with the inherent risks arising from publication on a website, they are advised to contact the Shire to confirm the information contained in the website version.



Grant Robinson
Assistant Auditor General Financial Audit
Delegate of the Auditor General for Western Australia
Perth, Western Australia
23 December 2025

Shire of Toodyay

Annual Report

2024 - 2025

Adopted by Council

15 January, 2026
SCM001/01/26